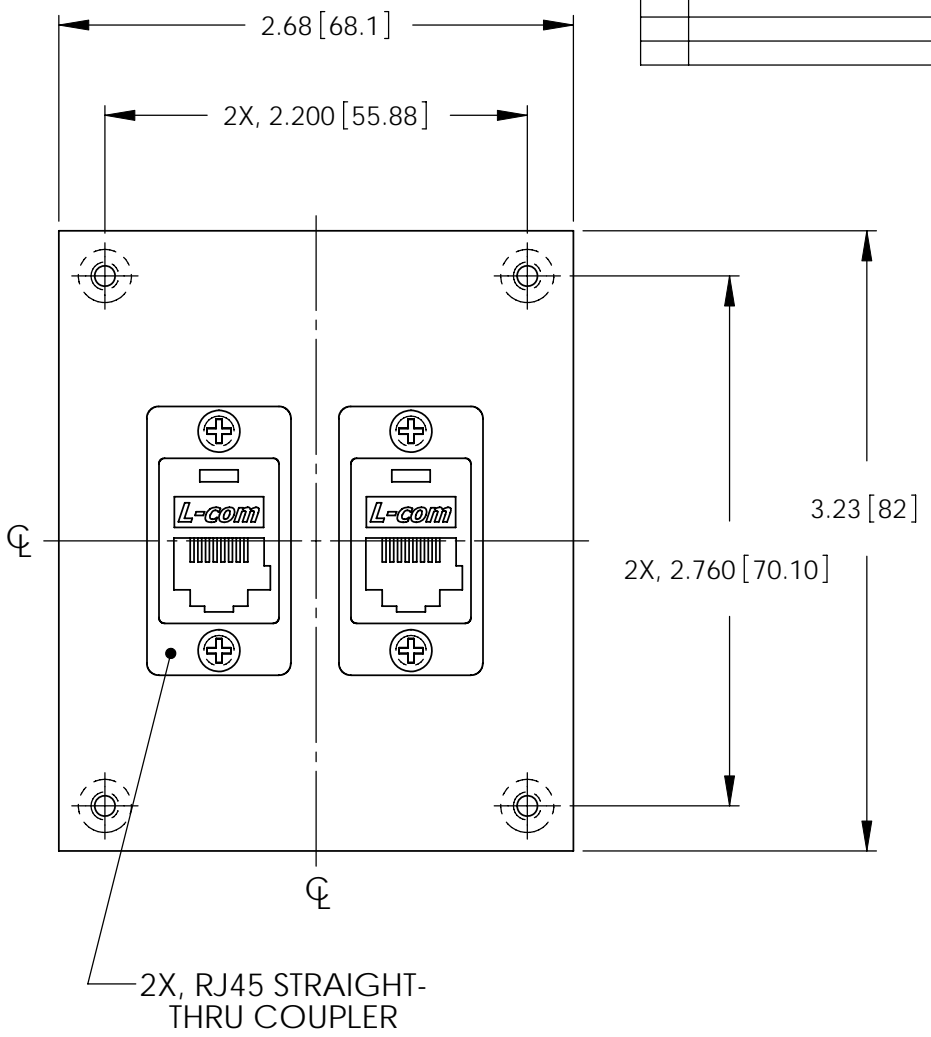
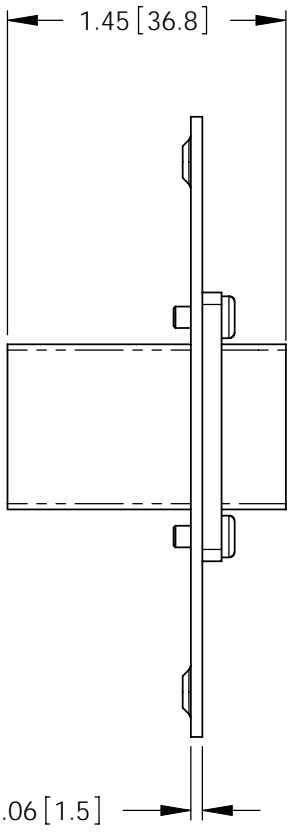


THE INFORMATION CONTAINED IN THIS DRAWING IS THE SOLE PROPERTY OF L-COM, INC. ANY REPRODUCTION IN PART OR WHOLE WITHOUT THE WRITTEN PERMISSION OF L-COM, INC. IS PROHIBITED.

REVISIONS			
REV	DESCRIPTION	DATE	APPROVED
A	INITIAL RELEASE	3/16/07	D.FRISIELLO

D
C
B
A

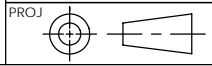


2X, RJ45 STRAIGHT-THRU COUPLER

NOTES:

- PANEL MATERIAL: .06 [1.5] THK COLD ROLLED STEEL.
- PANEL FINISH: FLAT BLACK POWDER COAT.
- KIT CONTAINS 4, #6-32 UNC SCREWS.

DIMENSIONS ARE IN INCHES [mm]
 UNLESS OTHERWISE SPECIFIED,
 TOLERANCES TO BE:
 .X ±.1 [2.5] ANGLES ±2°
 .XX ±.01 [2.5]
 .XXX ±.005 [1.3]
 OVERALL CABLE LENGTH TOL:
 ≤ 60 [1524] +3 [76.2] / - 0
 > 60 [1524] +5% / -0%



APPROVALS	DATE
DRAWN BY D.FRISIELLO	3/16/07
CHECKED BY P.McNEIL	3/16/07
APPROVED BY J.ROBERTS	3/16/07

CONFIGURATION DETAILS OF
 UNDIMENSIONED FEATURES
 MAY VARY

L-com CONNECTIVITY PRODUCTS		45 BEECHWOOD DRIVE NORTH ANDOVER, MA 01845	
CATEGORY USP SUB PANEL			
PRODUCT DESCRIPTION USP SUB PANEL, W/2 RJ45 STRAIGHT-THRU COUPLER			
SIZE A	FSCM NO. 43321	DWG. NO. USP2ECF8SKB	REV. A
SCALE: FULL		CAD FILE: USP2ECF8SKB.SLDDRW	SHEET 1 OF 1

8 7 6 5 4 3 2 1

8 7 6 5 4 3 2 1