
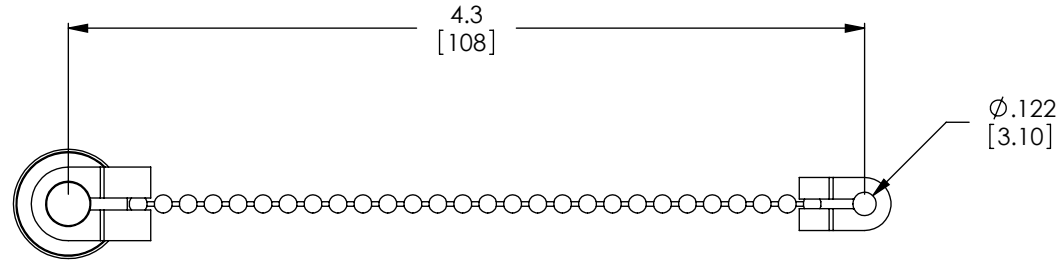
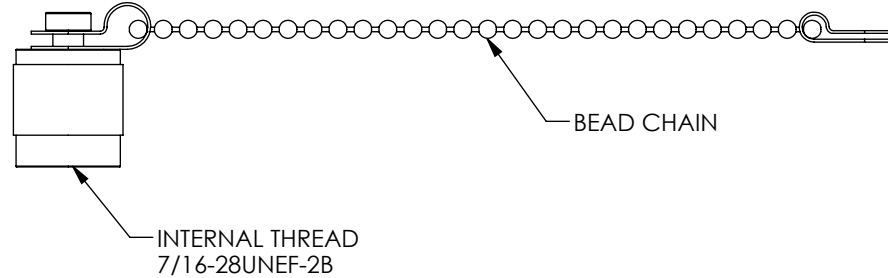


THE INFORMATION CONTAINED IN THIS DRAWING IS THE SOLE PROPERTY OF L-COM, INC. ANY REPRODUCTION IN PART OR WHOLE WITHOUT THE WRITTEN PERMISSION OF L-COM, INC. IS PROHIBITED.

REVISIONS			
REV	DESCRIPTION	DATE	APPROVED
A	TAKEN FROM DWG 98-101401	09/21/09	DFP



SUPPLIED WITH
4-40 SCREW AND NUT



- NOTE:
1. TETHERED CAP FITS ALL TNC FEMALE CONNECTORS.
 2. MAY BE USED WITH UNIVERSAL SUB-PANELS USP2T, USP2TD, USP2BT AND USP2BTD.
 3. MATERIALS:
CAP: NICKEL PLATED BRASS
CLIPS: NICKEL PLATED PHOSPHOR BRONZE
CHAIN BEADS: NICKEL PLATED BRASS
SCREW AND NUT: NICKEL PLATED STEEL
 4. CAP HAS FOAM RUBBER GASKET FOR EFFECTIVE MOISTURE SEALING.

UNLESS OTHERWISE SPECIFIED, DIMENSIONS ARE IN INCHES [mm] OVERALL CABLE LENGTH TOLERANCE: ≤12 [305] = +1 [25] / -0 >12 [305] ≤60 [1524] = +2 [51] / -0 >60 [1524] ≤120 [3048] = +4 [102] / -0 >120 [3048] ≤300 [7620] = +6 [152] / -0 >300 [7620] = +3% / -0% ALL OTHER DIMENSIONAL TOLERANCES: .X = ±.2 .XX = ±.02 .XXX = ±.005	APPROVALS DRAWN BY D. PARHAM CHECKED BY D. CASTRO APPROVED BY D. FRISIELLO	DATE 09/21/2009 09/21/2009 09/21/2009	45 BEECHWOOD DRIVE NORTH ANDOVER, MA 01845			
	CONFIGURATION DETAILS OF UNDIMENSIONED FEATURES MAY VARY			CATEGORY USP-PCT		
	PROJECTION 	COLOR VARIATIONS MAY OCCUR	SIZE A	FSCM NO. 43321	DWG. NO. USP-PCT	REV. A
	SCALE: NONE		CAD FILE: USP-PCT.SLDDRW		SHEET 1 OF 1	