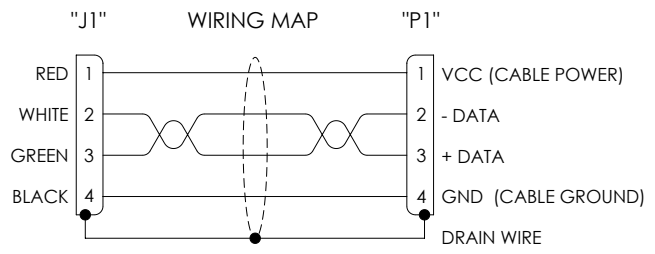
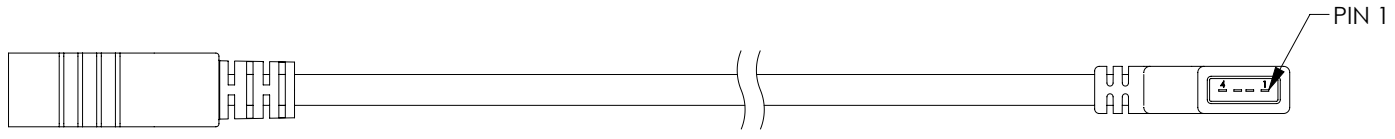
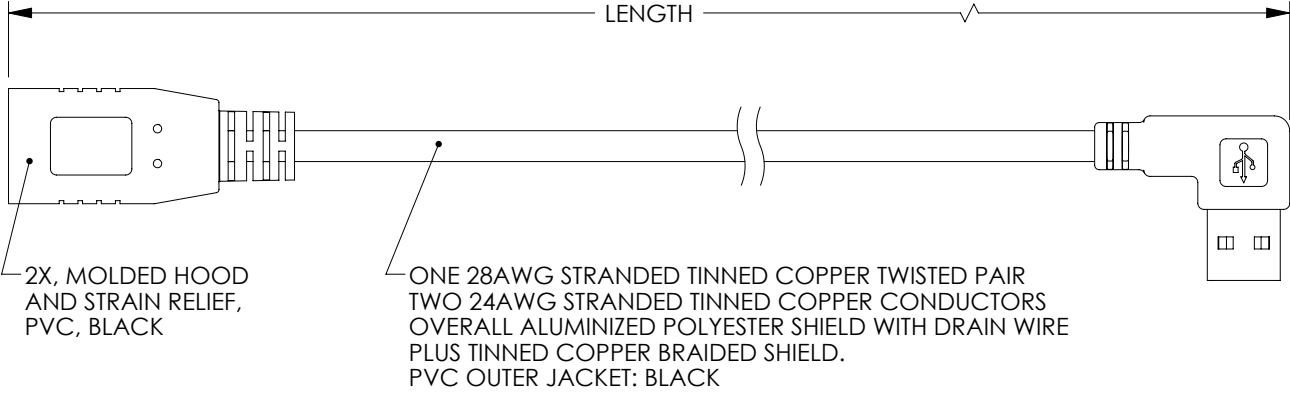


8 7 6 5 4 3 2 1

THE INFORMATION CONTAINED IN THIS DRAWING IS THE SOLE PROPERTY OF L-COM, INC. ANY REPRODUCTION IN PART OR WHOLE WITHOUT THE WRITTEN PERMISSION OF L-COM, INC. IS PROHIBITED.

REVISIONS			
REV	DESCRIPTION	DATE	APPROVED
A	INITIAL RELEASE	8/8/2017	R.CLARK

PIN 1 DIELECTRIC



PART NO.	LENGTH INCHES [mm]
U2A00014-18I	18.0 [457.2]

- NOTES:**
- CABLE ASSEMBLY SHALL HAVE 360° SHIELD TERMINATION.
  - CABLE ASSEMBLY SHALL BE TESTED FOR CONTINUITY.
  - CABLE ASSEMBLY SHALL BE INDIVIDUALLY PACKAGED IN ACCORDANCE WITH L-COM SPECIFICATION PS-0031.

**REGULATORY COMPLIANCE:**  
CE2011/65/EU(RoHS DIRECTIVE)

UNLESS OTHERWISE SPECIFIED, DIMENSIONS ARE IN INCHES [mm] OVERALL CABLE LENGTH TOLERANCE: ≤12 [305] = +1 [25] / -0 >12 [305] ≤60 [1524] = +2 [51] / -0 >60 [1524] ≤120 [3048] = +4 [102] / -0 >120 [3048] ≤300 [7620] = +6 [152] / -0 >300 [7620] = +5% / -0%	APPROVALS	DATE		50 HIGH STREET NORTH ANDOVER, MA 01845		
	DRAWN BY R.CLARK	8/8/2017		CATEGORY	USB 2.0	
ALL OTHER DIMENSIONAL TOLERANCES: .X = ± .2 [5.08] .XX = ± .02 [5.1] .XXX = ±.005 [1.3]	CHECKED BY B.GATES	8/8/2017		PRODUCT DESCRIPTION USB2.0 AF/90RT-LT AM		
	APPROVED BY J.LABOY	8/8/2017			<table border="1"> <tr> <td>SIZE <b>A</b></td> <td>FSCM NO. <b>43321</b></td> <td>DWG. NO. U2A00014</td> <td>REV. <b>A</b></td> </tr> </table>	SIZE <b>A</b>
SIZE <b>A</b>	FSCM NO. <b>43321</b>	DWG. NO. U2A00014	REV. <b>A</b>			
PROJECTION 	CONFIGURATION DETAILS OF UNDIMENSIONED FEATURES MAY VARY		SCALE: NONE CAD FILE: U2A00014.SLDDRW SHEET 1 OF 1			
COLOR VARIATIONS MAY OCCUR						