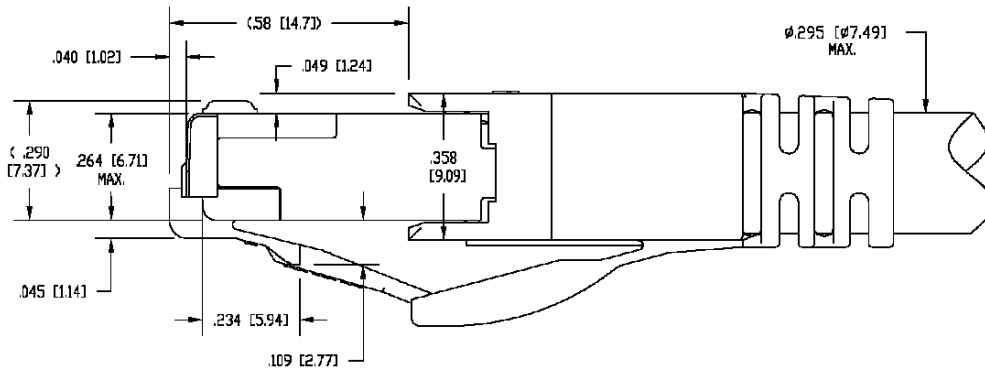
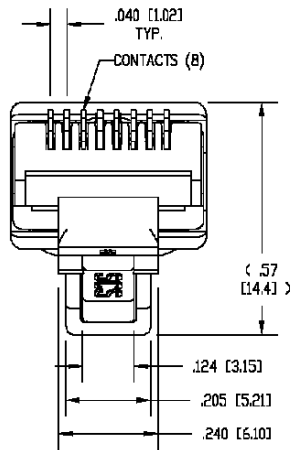
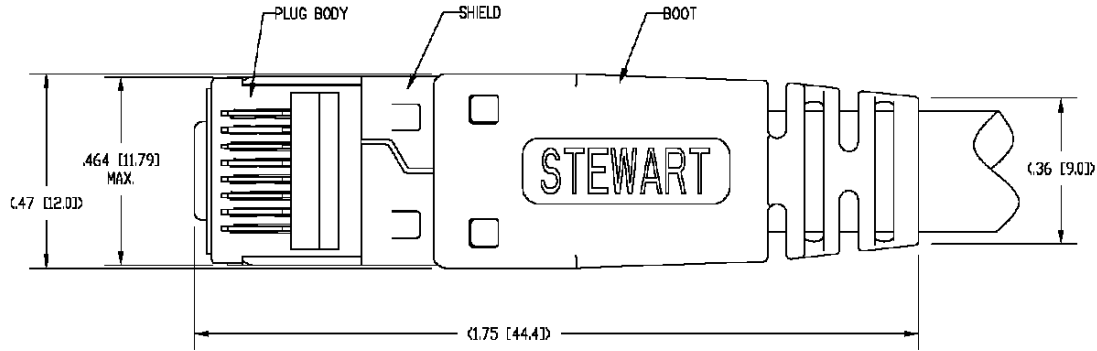


THE INFORMATION CONTAINED IN THIS DRAWING IS THE SOLE PROPERTY OF L-COM, INC. ANY REPRODUCTION IN PART OR WHOLE WITHOUT THE WRITTEN PERMISSION OF L-COM, INC. IS PROHIBITED.

RoHS Compliant ✓

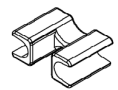
REVISIONS			
REV	DESCRIPTION	DATE	APPROVED
A	INITIAL RELEASE	4/2/13	D.FRISIELLO
B	ECN 6824: ADDED TSP8048C6AS-25PK TO DRAWING.	5/1/13	D. DESJARDIN



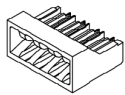
NOTES:

1. PLUG KIT CONSISTS OF:
PRE-INSERTED PLUG BODY WITH SHIELD - 3900-321
LOAD BAR - 39200-899
BOOT - 39200-883
WIRE ALIGNER - 39100-864
2. MATERIALS:
PLUG BODY: CLEAR POLYCARBONATE, UL 94-V0
BOOT: BLACK POLYCARBONATE, UL 94-V0
WIRE ALIGNER AND LOAD BAR: CLEAR POLYCARBONATE, UL 94-V0
CONTACTS COPPER ALLOY, SELECTIVE GOLD PLATING 50μINCHES
SHIELD: COPPER ALLOY, NICKEL PLATE
3. CONTACTS TERMINATE SOLID OR STRANDED CONDUCTORS BETWEEN .042 [1.07] TO .048 [1.22] OUTSIDE DIAMETER OF INSULATION.
5. CRIMP IS FOR CABLED WITH OUTSIDE NOMINAL DIAMETERS OF .270 [6.86] TO .295 [7.49].
4. PRODUCT DESIGNED FOR CATEGORY 6 APPLICATIONS.
5. DIMENSIONS AND TOLERANCES COMPLY WITH TIA-1096 STANDARD FORMERLY FCC/CFR 47, PART 68.
6. TERMINATED PLUG HEIGHT: .237 [6.02] ±.005 [0.13].

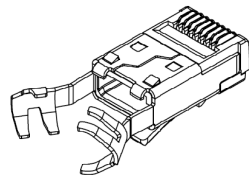
MODEL NUMBER	QUANTITY
TSP8048C6AS	1 INDIVIDUALLY BAGGED PLUG KIT
TSP8048C6AS-25PK	PACKAGE OF 25 PLUG KITS



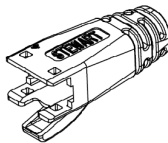
WIRE ALIGNER
39100-864



LOAD BAR
39200-899



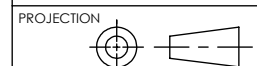
PRE-INSERTED PLUG
BODY WITH SHIELD
39200-321



BOOT
39200-883

UNLESS OTHERWISE SPECIFIED,
DIMENSIONS ARE IN INCHES [mm]
OVERALL CABLE LENGTH TOLERANCE:
≤12 [305] = +1 [25] / -0
>12 [305] ≤60 [1524] = +2 [51] / -0
>60 [1524] ≤120 [3048] = +4 [102] / -0
>120 [3048] ≤300 [7620] = +6 [152] / -0
>300 [7620] = +3% / -0%

ALL OTHER DIMENSIONAL TOLERANCES:
.X = ±.2
.XX = ±.02
.XXX = ±.005



APPROVALS	DATE
DRAWN BY D.FRISIELLO	4/2/13
CHECKED BY D.GALLAGHER	4/2/13
APPROVED BY D.GALLAGHER	4/2/13

CONFIGURATION DETAILS OF
UNDIMENSIONED FEATURES
MAY VARY

COLOR VARIATIONS
MAY OCCUR

L-com Global Connectivity 45 BEECHWOOD DRIVE
NORTH ANDOVER, MA 01845

CATEGORY
TELECOM/MODULAR

PRODUCT DESCRIPTION
**C6A RJ45P SHLD STRNRLF FOR
UP TO .048" COND w/ LOADBR**

SIZE	FSCM NO.	DWG. NO.	REV.
A	43321	TSP8048C6AS	B