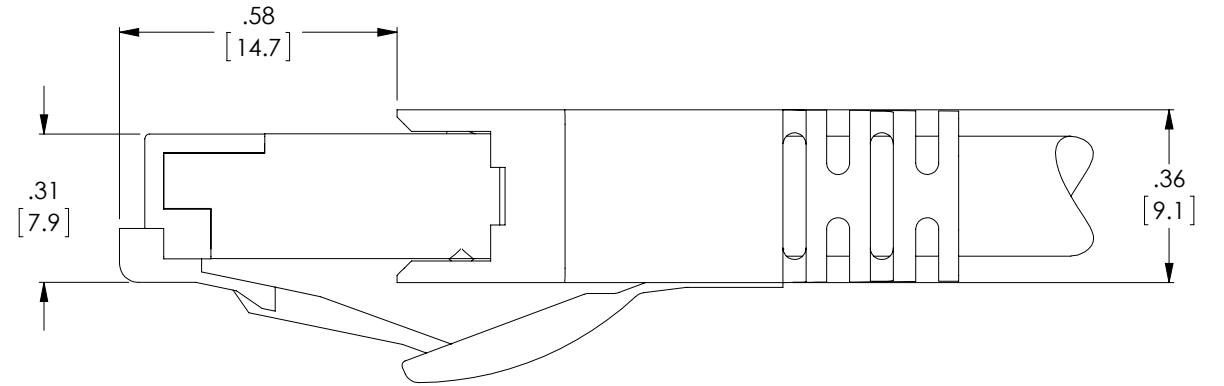
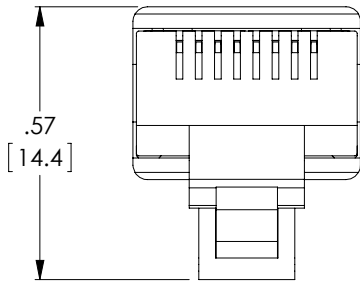
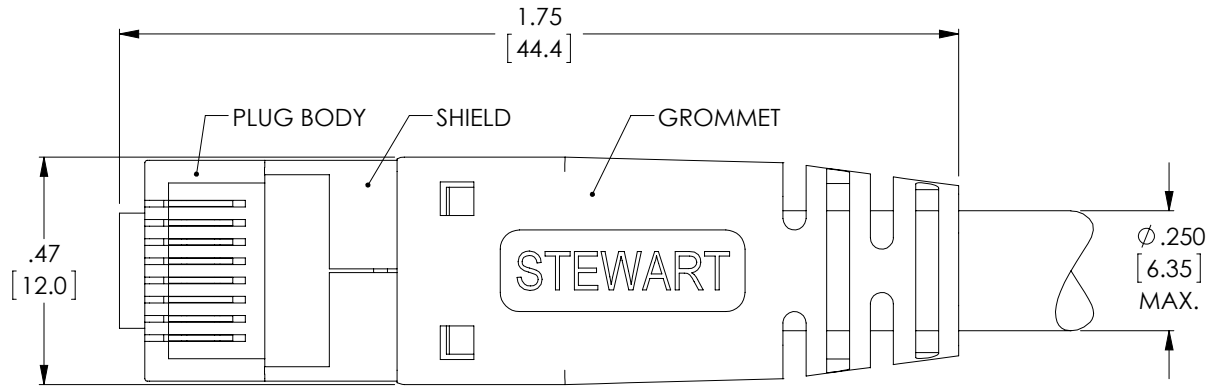


THE INFORMATION CONTAINED IN THIS DRAWING IS THE SOLE PROPERTY OF L-COM, INC. ANY REPRODUCTION IN PART OR WHOLE WITHOUT THE WRITTEN PERMISSION OF L-COM, INC. IS PROHIBITED.

RoHS Compliant ✓

REVISIONS			
REV	DESCRIPTION	DATE	APPROVED
A	INITIAL RELEASE	11/6/12	D.GRIFFIN

PART	MATERIAL	QTY.
PRE-INSERTED PLUG BODY WITH SHIELD	CLEAR POLYCARBONATE, UL 94-V0	1
GROMMET	BLACK POLYCARBONATE, UL 94-V0	1
WIRE ALIGNER (NOT SHOWN)	CLEAR POLYCARBONATE, UL 94-V0	1
LOAD BAR (NOT SHOWN)	BLACK POLYCARBONATE, UL 94-V0	1



NOTES:

- MATERIAL:
CONTACTS: COPPER ALLOY, 50 μINCHES SELECTIVE GOLD PLATING
SHIELD: COPPER ALLOY, NICKEL PLATING
- ALL DIMENSIONS ARE FOR REFERENCE ONLY
- COMPONENT SHALL BE PACKAGED 100 PIECES PER BAG IN ACCORDANCE WITH L-COM SPECIFICATION PS-0031.

UNLESS OTHERWISE SPECIFIED, DIMENSIONS ARE IN INCHES [mm] OVERALL CABLE LENGTH TOLERANCE: ≤12 [305] = +1 [25] / -0 >12 [305] ≤60 [1524] = +2 [51] / -0 >60 [1524] ≤120 [3048] = +4 [102] / -0 >120 [3048] ≤300 [7620] = +6 [152] / -0 >300 [7620] = +3% / -0% ALL OTHER DIMENSIONAL TOLERANCES: .X = ±.2 .XX = ±.02 .XXX = ±.005	APPROVALS DRAWN BY D. DESJARDIN CHECKED BY D. FRISIELLO APPROVED BY D. GALLAGHER	DATE 11/5/12 11/5/12 11/6/12	45 BEECHWOOD DRIVE NORTH ANDOVER, MA 01845
	CONFIGURATION DETAILS OF UNDIMENSIONED FEATURES MAY VARY COLOR VARIATIONS MAY OCCUR	CATEGORY TELECOM/MODULAR	PRODUCT DESCRIPTION PLUG, RJ45 CAT6A SHD W/SR
PROJECTION 	1AD03-032	SCALE: NONE	CAD FILE: TSP6088S.SLDDRW SHEET 1 OF 1