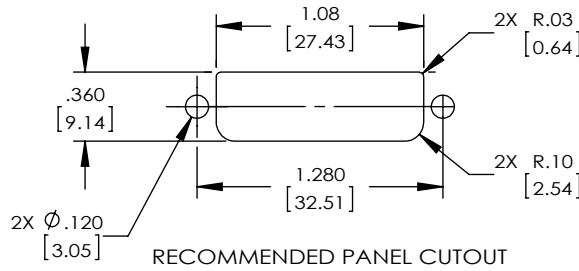


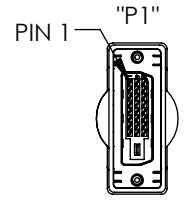
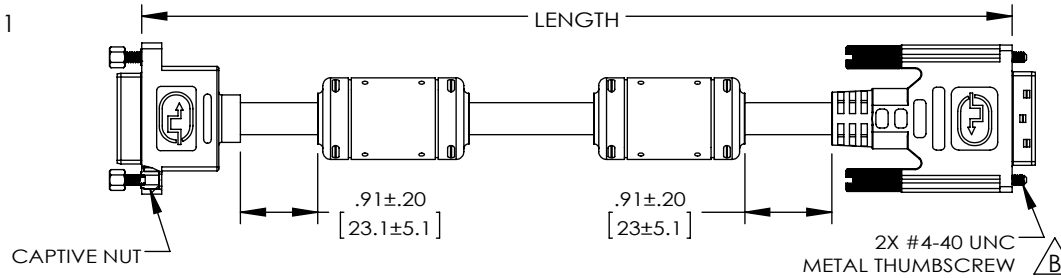
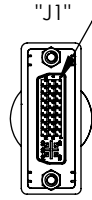
THE INFORMATION CONTAINED IN THIS DRAWING IS THE SOLE PROPERTY OF L-COM, INC. ANY REPRODUCTION IN PART OR WHOLE WITHOUT THE WRITTEN PERMISSION OF L-COM, INC. IS PROHIBITED.

PART NUMBER	LENGTH	
	FEET	METERS
PMDVI-DDLMF-1	1.0	[.31]
PMDVI-DDLMF-3	3.0	[.91]
PMDVI-DDLMF-5	5.0	[1.52]
PMDVI-DDLMF-10	10.0	[3.05]

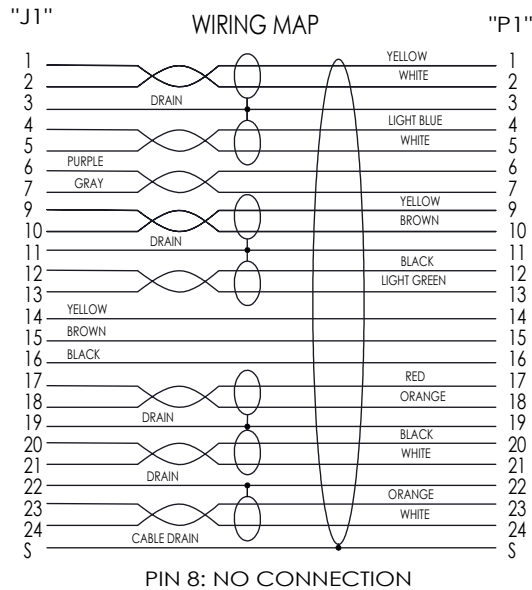
REVISIONS			
REV	DESCRIPTION	DATE	APPROVED
A	INITIAL RELEASE	1/6/15	D.GRIFFIN
B	ECN8182; UPDT DWG FROM MOLDED THUMBSCREW TO METAL THUMBSCREW	11/28/2015	B.ZHANG



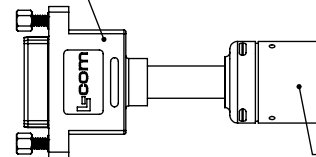
FEMALE DVI-I DUAL LINK CONNECTOR 30µ" GOLD PLATED CONTACTS



MALE DVI-D DUAL LINK CONNECTOR 30µ" GOLD PLATED CONTACTS



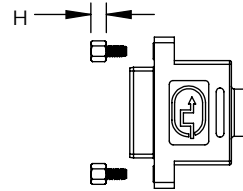
MOLDED PVC HOOD GRAY (PANTONE 424C)



UL STYLE 20276,
 (7) SHIELDED TWISTED PAIR, 28AWG, STRANDED TINNED COPPER,
 (1) UNSHIELDED TWISTED PAIR, 28AWG, STRANDED TINNED COPPER,
 (3) CONDUCTORS, 28AWG, STRANDED TINNED COPPER,
 SHIELDING(BRAIDED): 36AWG TINNED COPPER
 SHIELDING: ALUMINUM/POLYESTER
 OUTER JACKET: PVC; GRAY COLOR (PANTONE 424C)
 (NOM DIA. .335" [8.5], MIN BEND RAD 3.35" [85])

2X ENCAPSULATED FERRITE BEAD, PVC, GRAY (PANTONE 424C)

MOLDED PVC HOOD WITH INTERNAL METAL BACKSHELL SHIELD, GRAY (PANTONE 424C)



SUPPLIED WITH (4) #4-40 JACKSCREWS FOR PANEL MOUNT
 2X H = .160
 2X H = .191

NOTES:

1. CABLES TO BE TESTED FOR CONTINUITY
2. CABLES TO BE INDIVIDUALLY PACKAGED IN ACCORDANCE WITH L-COM SPEC. PS-0031
3. DUST COVERS INSTALLED FOR SHIPPING (NOT SHOWN).

REGULATORY COMPLIANCE:

CE2011/65/EU(RoHS DIRECTIVE)

UNLESS OTHERWISE SPECIFIED, DIMENSIONS ARE IN INCHES [mm] OVERALL CABLE LENGTH TOLERANCE: ≤12 [305] = +1 [25] / -0 >12 [305] ≤60 [1524] = +2 [51] / -0 >60 [1524] ≤120 [3048] = +4 [102] / -0 >120 [3048] ≤300 [7620] = +6 [152] / -0 >300 [7620] = +3% / -0%	APPROVALS	DATE		45 BEECHWOOD DRIVE NORTH ANDOVER, MA 01845
	DRAWN BY D. CASTRO	8/1/14		
ALL OTHER DIMENSIONAL TOLERANCES: .X = ±.2 [5.08] .XX = ±.02 [1.51] .XXX = ±.005 [1.3]	CHECKED BY D. FRISIELLO	8/14/14	CATEGORY AUDIO/VIDEO	
	APPROVED BY S. SMITH	9/23/14	PRODUCT DESCRIPTION CA DVI-D PNL MNT DUAL LNK	
PROJECTION 	CONFIGURATION DETAILS OF UNDIMENSIONED FEATURES MAY VARY	COLOR VARIATIONS MAY OCCUR	SIZE A	FSCM NO. 43321
REF	SCALE: NONE	CAD FILE: PMDVI-DDLMF.SLDRW	DWG. NO. PMDVI-DDLMF	REV. B
			SHEET 1 OF 1	