


1553 TRB 3-Slot Plug to Blunt Cut Cable Assembly
using 30-02003-LC Coax, 2 FT , LF Solder

LC3MSA00471-24



Configuration

- Connector 1: TRB 3-Slot Plug
- Connector 2: Blunt Cut
- Cable Type: 30-02003-LC

Features

- MIL-STD-1553
- -20°C to +75°C
- 78 ohms
- Lab rated
- Lead Free

Applications

- MIL-STD-1553
- Data
- Lab applications

Description

L-com's LC3MSA00471-24 is a 1553 TRB 3-Slot plug to blunt cut cable assembly using 30-02003-LC coax, 2 FT , LF solder and ships same-day. These flexible RF cable assemblies are ideal for applications where flexure is required. Our L-com TRB 3-Slot to Blunt Cut cable assembly has a plug to sexless gender configuration with 78 Ohm flexible 30-02003-LC series coax and operates to 500 MHz. The LC3MSA00471 it's a Lead Free assembly consisting of a 3-slot solder/clamp TRB plug with Blunt Cut for FMBC-30-02003, that is a standard lab-rated PVC cable for MIL-STD-1553 applications, with an O.D. 0.150"

Custom versions of this TRB 3-Slot plug to TRB 3-Slot sexless cable, along with the rest of L-com's other RF assemblies, can also be built and shipped same day. Other available RF cable assembly value added services from L-com include connector orientation or clocking, heat shrink booting and custom labeling. RF testing can also be performed to document the electrical performance of your cable assembly. Contact a sales representative for testing or custom RF cable quotes. Part number LC3MSA00471-24 L-com 1553 TRB 3-Slot Plug to Blunt Cut Cable Assembly using 30-02003-LC Coax, 2 FT , LF Solder data sheet PDF includes details of the RF product specifications, CAD drawing(s) and dimensions below.

Electrical Specifications

Description	Minimum	Typical	Maximum	Units
Frequency Range	DC		500	MHz
Capacitance		20.3 [66.6]		pF/ft [pF/m]
Operating Voltage (AC)			300	Vrms

Insertion Loss (Typ.)

Electrical Specification Notes:

The Insertion Loss data above is based on the performance specifications of the coax and connectors used in this assembly. The Insertion Loss includes an estimated insertion loss of 0.1 dB per connector.


Mechanical Specifications

Cable Assembly

Length*	24 in [609.6 mm]
Weight	0.209 lbs [94.8 g]

1553 TRB 3-Slot Plug to Blunt Cut Cable Assembly
using 30-02003-LC Coax, 2 FT , LF Solder

LC3MSA00471-24



Cable

Cable Type	30-02003-LC
Impedance	78 Ohms
Inner Conductor Type	Stranded
Inner Conductor Material and Plating	Copper, Silver
Dielectric Type	PE
Shield Layer 1	Silver Plated Copper
Jacket Material	PVC, Blue

One Time Minimum Bend Radius	1.5 in [38.1 mm]
------------------------------	------------------

Connectors

Description	Connector 1	Connector 2
Type	TRB 3-Slot Plug	Blunt Cut
Impedance	78 Ohms	
Contact Material and Plating	Bronze, Gold 30 micro inches	
Contact Plating Specification	ASTM-B-488	
Dielectric Type	Teflon	
Outer Conductor Material and Plating	Phosphor Bronze, Gold	
Outer Conductor Plating Specification	30 micro inches	
Body Material and Plating	Brass, Nickel	
Body Plating Specification	ASTM-B-733	

Environmental Specifications

Temperature

Operating Range	-20 to +75 deg C
-----------------	------------------


Compliance Certifications (see [product page](#) for current document)

Plotted and Other Data

Notes:

1553 TRB 3-Slot Plug to Blunt Cut Cable Assembly
using 30-02003-LC Coax, 2 FT , LF Solder

LC3MSA00471-24



How to Order

Part Number Configuration:

LC3MSA00471

- xx

uu

Unit of Measure:
cm = Centimeters
<blank> = Inches
Length
Base Number

Example: LC3MSA00471-12 = 12 inches long cable
LC3MSA00471-100cm = 100 cm long cable

1553 TRB 3-Slot Plug to Blunt Cut Cable Assembly using 30-02003-LC Coax, 2 FT , LF Solder from L-com has same day shipment for domestic and International orders. L-com is a leading manufacturer of wired and wireless connectivity products and committed to in-stock availability and same day shipping. Our portfolio includes coaxial cable assemblies, connectors, adapters and custom products as well as lightning and surge protectors, NEMA rated enclosures, and an RF product line which includes antennas, amplifiers, passive, and active components.

The information contained within this document is accurate to the best of our knowledge and representative of the part described herein. It may be necessary to make modifications to the part and/or the documentation of the part in order to implement improvements. L-com reserves the right to make such changes as required. Unless otherwise stated, all specifications are nominal. L-com does not make any representation or warranty regarding the suitability of the part described herein for any particular purpose, and L-com does not assume liability arising out of the use of any part or document. The information contained within this document is accurate to the best of our knowledge and representative of the part described herein. It may be necessary to make modifications to the part and/or the documentation of the part in order to implement improvements. L-com reserves the right to make such changes as required. Unless otherwise stated, all specifications are nominal. L-com does not make any representation or warranty regarding the suitability of the part described herein for any particular purpose, and L-com does not assume liability arising out of the use of any part or document.

1553 TRB 3-Slot Plug to Blunt Cut Cable Assembly using 30-02003-LC Coax, 2 FT , LF Solder

L-com CAD Drawing

