

Lead Free 1553 TRB 2-Slot Plug to TRB 3-Slot Plug Cable Assembly using M17/176-00002 Coax, 2 FT

LC3MSA00466-24



Configuration

- Connector 1: TRB 2-Slot Plug
- Connector 2: TRB 3-Slot Plug
- Cable Type: M17/176-00002

Features

- MIL-STD-1553
- -55°C to +200°C
- 78 ohms

Applications

- Vehicle High Temperature
- Data
- MIL-STD-1553

Description

L-com's LC3MSA00466-24 is a lead free 1553 TRB 2-Slot plug to TRB 3-Slot plug cable assembly using M17/176-00002 coax, 2 FT and ships same-day. These flexible RF cable assemblies are ideal for applications where flexure is required. Our L-com TRB 2-Slot to TRB 3-Slot cable assembly has a plug to plug gender configuration with 78 Ohm flexible M17/176-00002 series coax and operates to 10 MHz.

Custom versions of this TRB 2-Slot plug to TRB 2-Slot plug cable, along with the rest of L-com's other RF assemblies, can also be built and shipped same day. Other available RF cable assembly value added services from L-com include connector orientation or clocking, heat shrink booting and custom labeling. RF testing can also be performed to document the electrical performance of your cable assembly. Contact a sales representative for testing or custom RF cable quotes. Part number LC3MSA00466-24 L-com Lead Free 1553 TRB 2-Slot Plug to TRB 3-Slot Plug Cable Assembly using M17/176-00002 Coax, 2 FT data sheet PDF includes details of the RF product specifications, CAD drawing(s) and dimensions below.

Electrical Specifications

Description	Minimum	Typical	Maximum	Units
Frequency Range	DC		10	MHz
Capacitance		24 [78.74]		pF/ft [pF/m]
Operating Voltage (AC)			750,000	Vrms

Specifications by Frequency

Description	F1	F2	F3	F4	F5	Units
Frequency	1	3	5	7	10	MHz
Insertion Loss (Typ.)	0.228	0.242	0.256	0.27	0.29	dB

Electrical Specification Notes:

The Insertion Loss data above is based on the performance specifications of the coax and connectors used in this assembly. The Insertion Loss includes an estimated insertion loss of 0.1 dB per connector.

Lead Free 1553 TRB 2-Slot Plug to TRB 3-Slot Plug Cable
Assembly using M17/176-00002 Coax, 2 FT

LC3MSA00466-24



Mechanical Specifications

Cable Assembly

Length*	24 in [609.6 mm]
Weight	0.106 lbs [48.08 g]

Cable

Cable Type	M17/176-00002
Impedance	78 Ohms
Inner Conductor Type	Stranded
Inner Conductor Material and Plating	Copper, Silver
Dielectric Type	PTFE
Shield Layer 1	Silver Plated Copper
Jacket Material	PFA, Blue

One Time Minimum Bend Radius	1.5 in [38.1 mm]
------------------------------	------------------

Connectors

Description	Connector 1	Connector 2
Type	TRB 2-Slot Plug	TRB 3-Slot Plug
Impedance	78 Ohms	78 Ohms
Contact Material and Plating	Bronze, Gold 30 micro inches	Bronze, Gold 30 micro inches
Contact Plating Specification	ASTM-B-488	ASTM-B-488
Dielectric Type	Teflon	Teflon
Outer Conductor Material and Plating	Phosphor Bronze, Gold	Phosphor Bronze, Gold
Outer Conductor Plating Specification	30 micro inches	30 micro inches
Body Material and Plating	Brass, Nickel	Brass, Nickel
Body Plating Specification	ASTM-B-733	ASTM-B-733

Environmental Specifications

Temperature

Operating Range	-55 to +200 deg C
-----------------	-------------------

Compliance Certifications (see [product page](#) for current document)

Plotted and Other Data

Notes:

Lead Free 1553 TRB 2-Slot Plug to TRB 3-Slot Plug Cable Assembly using M17/176-00002 Coax, 2 FT



LC3MSA00466-24

How to Order

Part Number Configuration:

LC3MSA00466

- **xx**

uu

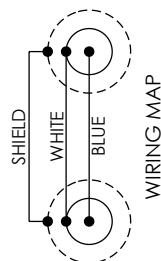
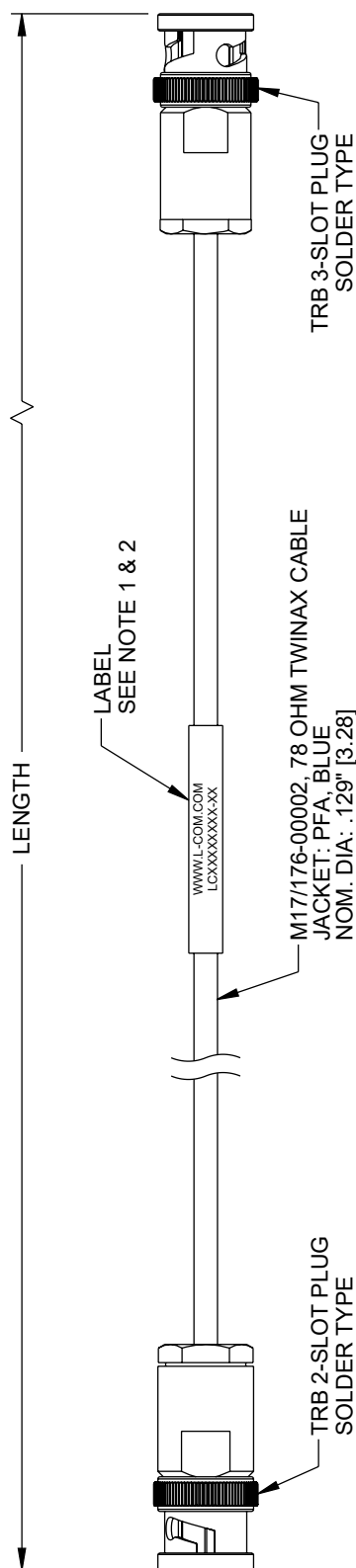
Unit of Measure:
cm = Centimeters
<blank> = Inches
Length
Base Number

Example: LC3MSA00466-12 = 12 inches long cable
LC3MSA00466-100cm = 100 cm long cable

Lead Free 1553 TRB 2-Slot Plug to TRB 3-Slot Plug Cable Assembly using M17/176-00002 Coax, 2 FT from L-com has same day shipment for domestic and International orders. L-com is a leading manufacturer of wired and wireless connectivity products and committed to in-stock availability and same day shipping. Our portfolio includes coaxial cable assemblies, connectors, adapters and custom products as well as lightning and surge protectors, NEMA rated enclosures, and an RF product line which includes antennas, amplifiers, passive, and active components.

The information contained within this document is accurate to the best of our knowledge and representative of the part described herein. It may be necessary to make modifications to the part and/or the documentation of the part in order to implement improvements. L-com reserves the right to make such changes as required. Unless otherwise stated, all specifications are nominal. L-com does not make any representation or warranty regarding the suitability of the part described herein for any particular purpose, and L-com does not assume liability arising out of the use of any part or document contained within this document is accurate to the best of our knowledge and representative of the part described herein. It may be necessary to make modifications to the part and/or the documentation of the part in order to implement improvements. L-com reserves the right to make such changes as required. Unless otherwise stated, all specifications are nominal. L-com does not make any representation or warranty regarding the suitability of the part described herein for any particular purpose, and L-com does not assume liability arising out of the use of any part or document.

LEAD FREE SOLDER




NOTES:

1. CABLE ASSY LENGTH LABEL PLACEMENT: 36 INCHES OR LESS; ONE LABEL APPROX CENTERED. LONGER THAN 36 INCHES, TWO LABELS APPROX 6 INCHES FROM EACH CONNECTOR.
2. CABLE ASSEMBLY LENGTH DETERMINED BY ILLUSTRATED: LC3MSA00466-XX (-XX = OAL IN INCHES)
3. CABLES ASSEMBLIES SHALL BE TESTED FOR CONTINUITY.

THE INFORMATION CONTAINED IN THIS DRAWING IS THE SOLE PROPERTY OF INFINITE ELECTRONICS, INC. ANY REPRODUCTION IN PART OR WHOLE WITHOUT THE WRITTEN PERMISSION OF INFINITE ELECTRONICS, INC. IS PROHIBITED. THESE COMMODITIES, TECHNOLOGY OR SOFTWARE WERE EXPORTED FROM THE UNITED STATES IN ACCORDANCE WITH THE EXPORT ADMINISTRATION REGULATIONS, DIVISION CONTRARY TO U.S. LAW PROHIBITED.

UNLESS OTHERWISE SPECIFIED, LEAD DIMENSIONS IN [] ARE MILLIMETERS	
TOLERANCES:	
X = ± 2 [5]	FRACTIONS
XX = ± 0.2 [0.15]	1/32
XXX = ± 0.05 [0.15]	ANGLES ± 1°
CABLE LENGTH TOLERANCES:	
s12 [305] = ± 1 [25] / -0	
s12 [305] ≤ 60 [1524] = +2 [51] / -0	
s60 [1524] ≤ 300 [7620] = +2 [51] / -0	
s120 [3048] ≤ 300 [7620] = +6 [152] / -0	
s300 [7620] ≤ 300 [7620] = +5% / -0	
ALL DIMENSIONS ARE FOR REFERENCE ONLY UNLESS OTHERWISE SPECIFIED, LEAD DIMENSIONS ARE CRITICAL FEATURES MAY VARY IN SIZE AND LOCATION COLORS MAY VARY	

			
INTERPRET ALL DIMENSIONS AND TOLERANCES PER ASME Y14.5		SHEET	
SCALE		NONE	1 OF 1

L-com®

an INFINITO® brand

Website: www.L-com.com

Phone: 1.800.341.5266 | 1.978.682.6936

DESCRIPTION	
Lead Free 2-Slot TRB Plug to 3-Slot TRB Plug 1553 Cable Using 78 Ohm M17/176-00002 Twinax	
SIZE	ITEM NO.
A 43321	KDANG LC3MSA00466
CAGE CODE	DRAWN BY
A 43321	KDANG
REV	A