


AC SENSOR & OVER—CURRENT PROTECTOR

User Guide for SRCN-C220-1



Product Description >>

This module is used to measure and monitor current consumption by utilizing current transformer (CT) technology. If the current exceeds a preset value, the relay on the module is activated. Its uses include building automation and facility management systems where protection from over-current and/or short-circuit conditions are a concern.

Features >>

- Measuring range 0 - 5 A
- CT technology
- Low power consumption
- Relay output
- Compact design

Applications >>

- Building and facilities management
- HVAC
- Electric fans
- Electric pumps
- Devices requiring over-current & short-circuit protection

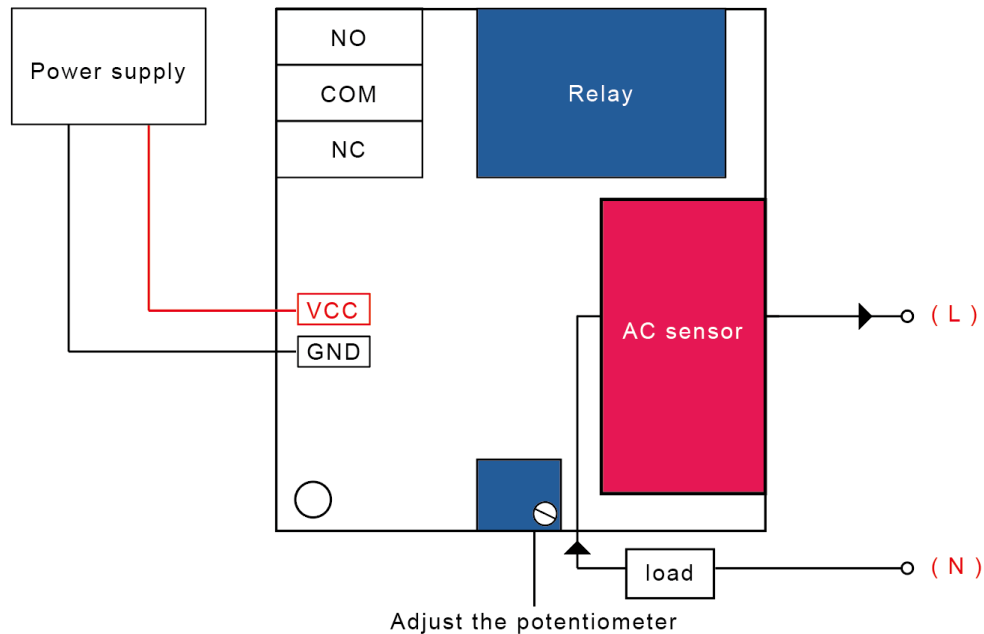
Thank you for choosing L-com product. To ensure safe, accurate performance and product longevity, please take a moment to familiarize yourself with this manual before powering the device. Please keep it handy for future reference. In case of any questions regarding the installation or use of product, please call us at 800.341.5266.

Reach out to us at customerservice@l-com.com and visit our website at www.l-com.com

Technical Parameters >>

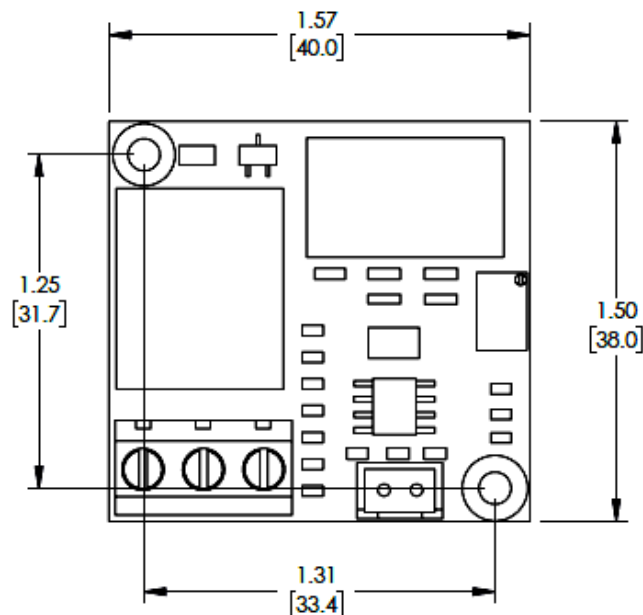
Working voltage		5 VDC \pm 0.2 VDC
Working current		< 10 mA
Working temperature		-10 – 50 °C
Working humidity		10 – 90% (No condensation)
Detection range		0.3 – 4.9 A
Output mode		Relay Output
Installation mode	Module	Mounting with screws

Electrical Diagram >>



Mounting Diagram >>

Board Mount : Mount the PCB to the enclosure with screws. Mounting hole diameter is 3mm.



Notes >>

1. The power supply must not exceed the working voltage, and pay attention to the power supply polarity when connect the sensor module.
2. Make sure the current flows as per the Electric Diagram shown above.