

User's manual

Thank you for choosing L-com. Please read the manual carefully before using this product.

- The product should be applied by someone with a certain level of electrical knowledge.
- Please read and make sure that you understand how to operate the product before using it.
- Please keep this manual readily accessible for future reference when needed.

WARNING

Please comply with the warnings indicated below for they are important.

- Please do not exceed maximum rated voltage during usage in order to prevent tester malfunction or fire.
- Please do not apply AC power supply to avoid breakage.
- Please do not subject the product to high temperature to avoid scalding.

SAFETY PRECAUTIONS

For your safety, please comply with the tips listed below:

- Do not use in environments that are flammable or contain explosive or corrosive gases, chemicals, steam or humidity.
- Do not use in water, oil or other liquids.
- Please do not disassemble, repair or rebuild this product.
- Do not use beyond the recommended voltage and current range.
- Please pay attention to the electrical polarity of the power supply when making connections.
- Please connect the load correctly.
- Please avoid short-circuiting the load.
- Please do not operate the product if it is damaged.
- When disposing of the product, please treat it as industrial waste.

NOTICE FOR USE

- Do not use in direct sunlight.
- Do not install in a place that is easily accessible to anyone except the user.
- Do not install in an environment with excessive vibration which may cause direct shock to the product.
- Housing the product's wire and power lines in the same piping may cause disturbance, malfunction or even destruction of the product.
- The extension wire requires a wire with a cross-sectional area of 0.3 mm or more and a length of 100 m or less. In case the Korean S-mark certification model is used as a certification product, please ensure that it is set below 10 m.
- If force is applied to the wire, please refer to the following: below 40N, 0.1N-m torque less, 20N or less and 3 kg below the bending.
- When the power is turned on, the product can be detected within 200 ms. Hence, if the load and product are connected to different power supplies, the product's power must be turned on first.
- When the power is turned off, an output pulse may be generated. Please cut off the power supply of the load or load line to prevent the same.
- Please avoid using thinner, gasoline, acetone, kerosene or other solvents to clean the product.

PACKAGE CONTENTS

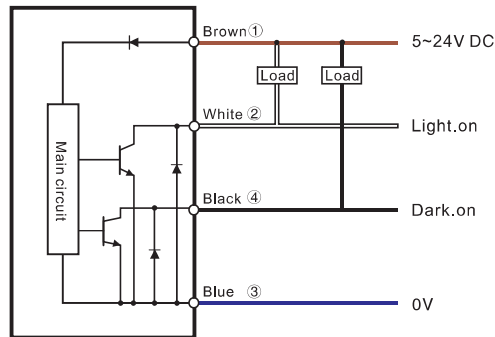
- Sensor 1pcs
- User's manual 1pcs

SPECIFICATION

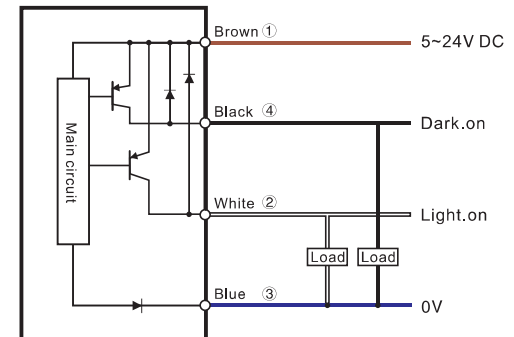
Model No.	PXLSK-206NA/PA-W	PXSLSL-205NA/PA-W	PXLSLF-202NA/PA-W	PXLSLR-204NA/PA-W	PXLSLU-201NA/PA-W
Sensing distance	5mm (Slot width)				
Standard sensing object	Opaque objects (Size: 1.2*1.8mm)				
Repeat accuracy	< 0.03mm				
Output type	NPN or PNP open-collector				
Switch type	Selectable L.on/D.on				
Indicator	Light off when objects are detected; light on when no objects are detected				
Response frequency	3KHz				
Light source	Infrared LED (940nm)				
Operating voltage	5~24V DC				
Voltage drop	< 1V(Load current 50mA)				
Current consumption	< 16mA				
Protective circuit	Surge protection, Reverse polarity protection				
Ambient brightness	Incandescent lamp ≤1000Lux				
Ambient temperature	Operation: -25°C~+55°C, Storage: -30°C~+80°C, no freezing				
Ambient humidity	Operation: 5%~85%, Storage: 5%~95%, no condensation				
Withstand voltage	AC, 1000V 1 minute between all supply terminals connected to the housing				
Anti-Vibration	10 to 55 Hz with 1.5mm amplitude for 2 hours each in X, Y, and Z directions				
Insulation resistance	20MΩ or more between all power connection terminals and housing (based on DC250V)				
Degree of protection	IP50				
Material	ABS				
Connection method	2M 4core cable				

CIRCUIT DIAGRAM

NPN Output

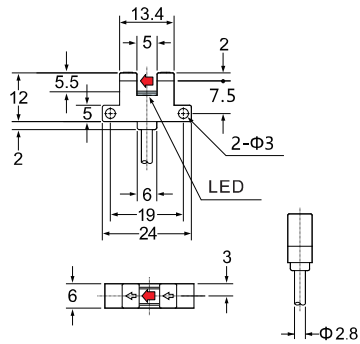


PNP Output

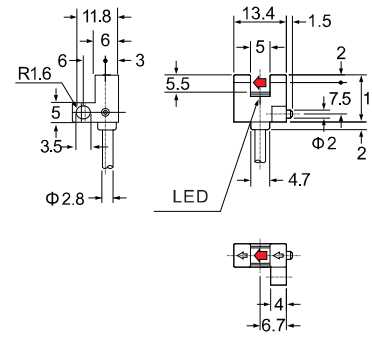


DIMENSION

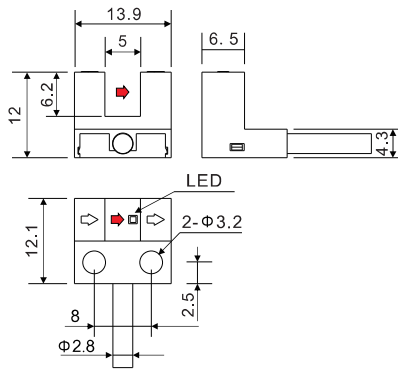
F Shape



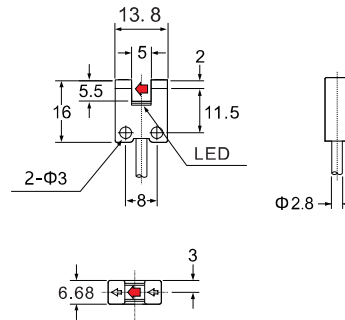
R Shape



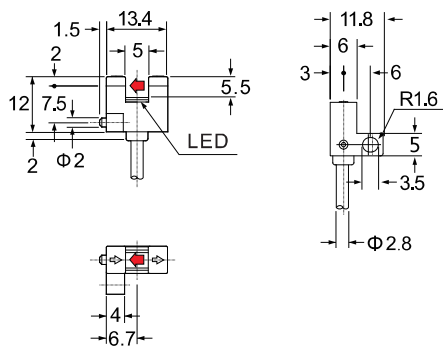
L Shape



U Shape



F Shape



PRECAUTIONS

- Make sure that the power is turned off when connecting the device.
- Make sure that the supply voltage changes within the rated range.
- If the power supply is supplied by a commercial switch regulator, make sure that the power supply ground terminal (F.G) is grounded.
- Be sure to ground the device ground terminal (F.G)
- Do not use within 0.5 sec of switching on the power.
- Do not run the line with a high voltage line or a power cord or in a wire tube, which may cause malfunction due to induction.
- Protect the device from dust and humidity.
- Avoid exposure or direct contact with water, oil, grease or organic solvents such as thinner

WARRANTY

Warranty period

- The product warranty period is one year, from the date of delivery of the product to the date of purchase.

Warranty range

1. L-com will repair the product free of cost if there is a malfunction caused by L-com Company within the above mentioned warranty period. But the following will not be covered by the warranty:
 - Damage caused due to failure in following operating instructions or user manual specifically when the L-com company has fulfilled the technical requirements in the given environment.
 - Malfunction that occurs due to purchaser's equipment or software rather than product defects.
 - Malfunction caused by modifications or repairs by non-L-com company personnel. (Please ensure that correct repair or replacement of wearing parts is done in accordance with the operating instructions or provided user manual to avoid malfunction.)
 - Malfunction or inefficiency of the product after delivery caused due to unpredictable changes in science and technology.
 - Damage or malfunction caused by fire, earthquake, floods and/or other natural disasters or abnormal voltage and other external factors.
2. The warranty is limited to the conditions specified in Article (1), and L-com Company shall not be liable for any indirect loss (damage to equipment, loss of opportunity, loss of profits, etc.) or other loss caused by its equipment.