


MPO w/ pins to MPO no pins, 24 Fiber, Type A, 100GB
50/125µm OM5 MMF, OFNP Jacket, 1 Meter



MPMF24OM5AP-1

Features

- MPO Male (w/pins) to MPO Female (w/o pins)
- Multimode 50/125µm 100GB OM5 Fiber
- 24 Fiber
- Type A Polarity (Key up, Key Down)
- OFNP Plenum-rated Jacket

Applications

- LAN
- Server Farms
- Voice/Video/Data
- Ethernet

Description

L-com's MPMF24OM5AP-1 is a fiber optic patch cable assembly that is suitable for Ethernet, LAN, server farms, and voice/video/data applications. This lime green fiber optic cable is equipped with MPO (w/ pins) male to MPO (w/o pins) female connectors. Our patch cable assembly has a type A (key up, key down) polarity. This fiber optic cable assembly is available in a length of 1 meter.

This MPO (w/ pins) male to MPO (w/o pins) female cable comes with a multimode OM5 fiber and has a fiber diameter of 50/125µm. The MPMF24OM5AP-1 fiber optic patch cable from L-com features an OFNP-rated jacket. Our fiber optic cable assembly can be customized in different lengths to fit specific installation needs, ensuring efficient network management in high-density setups without compromising delivery time or quality. Additional dimensions, specifications, and CAD drawings for this cable can be found on its downloadable PDF datasheet.

L-com has one of the largest in-stock selections of fiber optic patch cables for international and domestic orders. Make your online purchase right now to take advantage of our same-business-day shipping. We are committed to delivering excellent service to support our customers in maintaining the continuity and reliability of their networks. For further information on similar products, our expert technical support and knowledgeable sales team can help you get the ideal multimode OM5 fiber optic cable for your requirements.

Configuration

| | |
|---------------------|-------------------|
| Function | Patch |
| Cable Type | Base-24 Multimode |
| Mode | Multimode |
| Mode Class | OM5 |
| Fiber Diameter | 50/125 µm |
| Connection 1 Type | MPO (w/ pins) |
| Connection 1 Gender | Male |
| Connection 1 Polish | PC |
| Connection 2 Type | MPO (w/o pins) |
| Connection 2 Gender | Female |
| Connection 2 Polish | PC |
| Cable Color | Lime Green |


Optical Specifications

| Description | Minimum | Typical | Maximum | Units |
|----------------------|---------|---------|---------|-------|
| Return Loss - MPO | 30 | | | dB |
| Insertion Loss - MPO | | | 0.5 | dB |

Mechanical Specifications

| | |
|-----------------------|----------------|
| Cable Assembly | |
| Length | 1 m [39.37 in] |

MPO w/ pins to MPO no pins, 24 Fiber, Type A, 100GB
50/125µm OM5 MMF, OFNP Jacket, 1 Meter



MPMF24OM5AP-1

Width/Diameter 3 mm

Cable

| | |
|--|--------|
| Cable Type | Patch |
| Polarity | Type A |
| Static Bend Radius | 30 mm |
| Dynamic Bend Radius | 60 mm |
| Max Crush Resistance, Short Term (N/100mm) | 500 |
| Max Crush Resistance, Long Term (N/100mm) | 100 |

Connectors

| Description | Connector 1 | Connector 2 |
|------------------|--------------------|-----------------------|
| Type | MPO (w/ pins) Male | MPO (w/o pins) Female |
| Connector Polish | PC | PC |

Environmental Specifications


| | |
|--------------------------------|------------------|
| Operating Range Temperature | 0 to +60 deg C |
| Storage Range Temperature | -20 to +60 deg C |
| Ingress Protection (IP) Rating | Non-Rated |

Compliance Certifications (see [product page](#) for current document)

Plotted and Other Data

Notes:

MPO w/ pins to MPO no pins, 24 Fiber, Type A, 100GB
50/125µm OM5 MMF, OFNP Jacket, 1 Meter



MPMF24OM5AP-1

Typical Performance Data

How to Order

Part Number Configuration:

MPMF24OM5AP

-XX

UU

Unit of Measure:

F = Feet

<blank> = Meters

Lengths

Base Number

Example: MPMF24OM5AP-12 = 12 meters long cable
MPMF24OM5AP-10F = 10 feet long cable

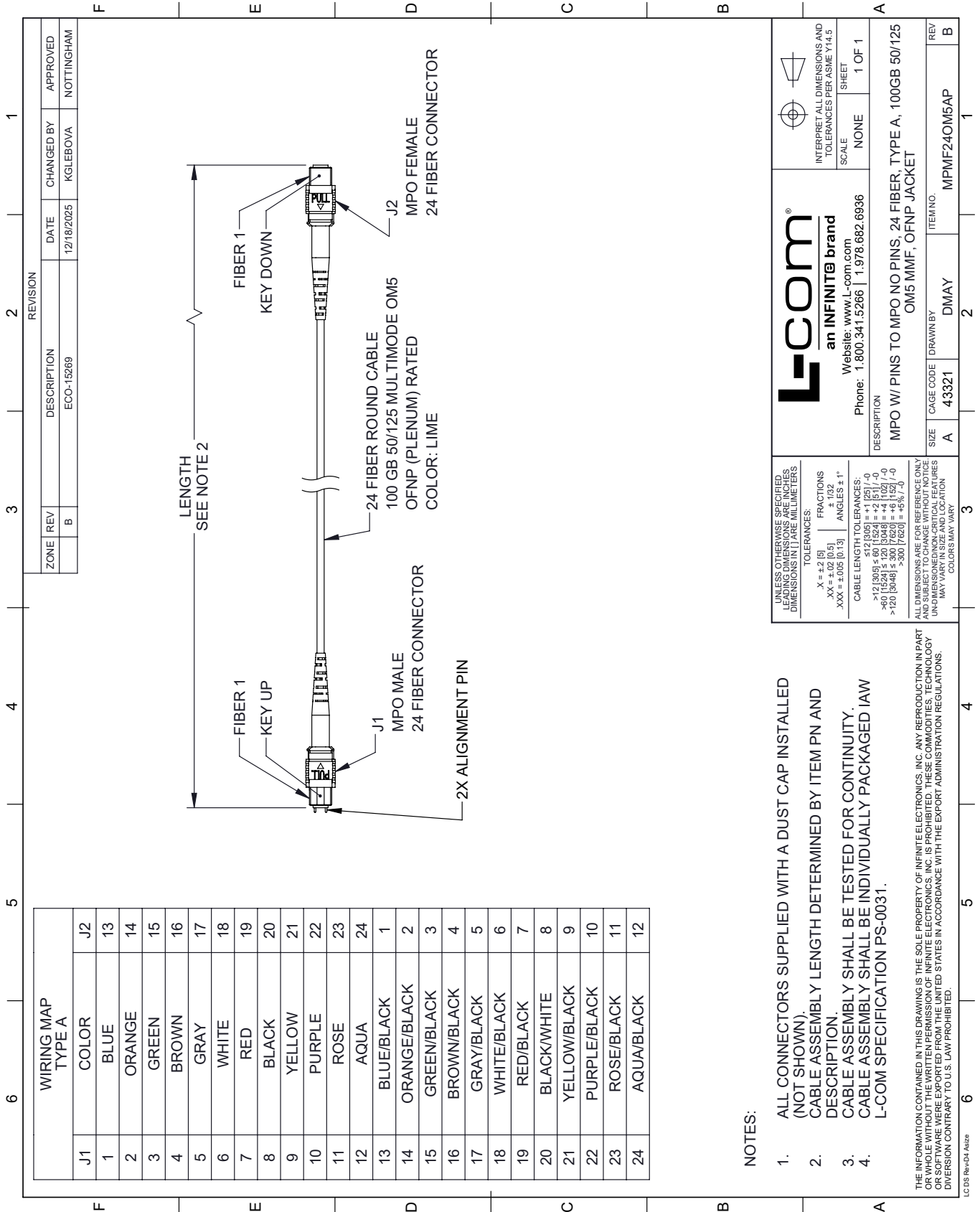
MPO w/ pins to MPO no pins, 24 Fiber, Type A, 100GB 50/125µm OM5 MMF, OFNP Jacket, 1 Meter from L-com has same day shipment for domestic and International orders. Our portfolio includes coaxial cable assemblies, connectors, adapters and custom products as well as lightning and surge protectors, NEMA rated enclosures, and an RF product line which includes antennas, amplifiers, passive, and active components.

URL: <https://www.l-com.com/mpo-w-pins-to-mpo-no-pins-24-fiber-type-a-100gb-50-125-om5-mmf-ofnp-1-meter-mpmf24om5ap-1>

The information contained within this document is accurate to the best of our knowledge and representative of the part described herein. It may be necessary to make modifications to the part and/or the documentation of the part in order to implement improvements. L-com reserves the right to make such changes as required. Unless otherwise stated, all specifications are nominal. L-com does not make any representation or warranty regarding the suitability of the part described herein for any particular purpose, and L-com does not assume liability arising out of the use of any part or document.

MPMF24OM5AP-1 CAD Drawing

MPO w/ pins to MPO no pins, 24 Fiber, Type A, 100GB 50/125µm OM5 MMF, OFNP Jacket, 1 Meter



| ZONE | REV | DESCRIPTION | DATE | CHANGED BY | APPROVED |
|------|-----|-------------|------------|------------|------------|
| | B | ECO-15269 | 12/18/2025 | KGLEBOVA | NOTTINGHAM |

| WIRING MAP TYPE A | |
|-------------------|----|
| J1 | J2 |
| 1 | 13 |
| 2 | 14 |
| 3 | 15 |
| 4 | 16 |
| 5 | 17 |
| 6 | 18 |
| 7 | 19 |
| 8 | 20 |
| 9 | 21 |
| 10 | 22 |
| 11 | 23 |
| 12 | 24 |
| 13 | 1 |
| 14 | 2 |
| 15 | 3 |
| 16 | 4 |
| 17 | 5 |
| 18 | 6 |
| 19 | 7 |
| 20 | 8 |
| 21 | 9 |
| 22 | 10 |
| 23 | 11 |
| 24 | 12 |

L-com
an INFINITE brand
Website: www.L-com.com
Phone: 1.800.341.5266 | 1.978.682.6936

INTERPRET ALL DIMENSIONS AND TOLERANCES PER ASME Y14.5
SCALE: NONE
SHEET: 1 OF 1

UNLESS OTHERWISE SPECIFIED, LEADING DIMENSIONS ARE IN INCHES AND UNLEADING DIMENSIONS ARE IN MILLIMETERS
TOLERANCES:
.X = ±.2 (5) FRACTIONS ±.132
.XX = ±.02 (0.5) ±.132
.XXX = ±.005 (0.13) ANGLES ± 1°
CABLE LENGTH TOLERANCES:
>12 (305) ≤ 60 (1524) = ±.125 (/-0)
>60 (1524) ≤ 120 (3048) = ±.15 (/-0)
>120 (3048) ≤ 300 (7620) = ±.152 (/-0)
>300 (7620) = ±.03 (7.6)
ALL DIMENSIONS ARE FOR REFERENCE ONLY. DIMENSIONS ON NON-CRITICAL FEATURES MAY VARY IN SIZE AND LOCATION. COLORS MAY VARY.

DESCRIPTION: MPO W/ PINS TO MPO NO PINS, 24 FIBER, TYPE A, 100GB 50/125 OM5 MMF, OFNP JACKET

| SIZE | CAGE CODE | DRAWN BY | ITEM NO. |
|------|-----------|----------|-------------|
| A | 43321 | DMAY | MPMF24OM5AP |

- NOTES:
- ALL CONNECTORS SUPPLIED WITH A DUST CAP INSTALLED (NOT SHOWN).
 - CABLE ASSEMBLY LENGTH DETERMINED BY ITEM PN AND DESCRIPTION.
 - CABLE ASSEMBLY SHALL BE TESTED FOR CONTINUITY.
 - CABLE ASSEMBLY SHALL BE INDIVIDUALLY PACKAGED IAW L-COM SPECIFICATION PS-0031.

THE INFORMATION CONTAINED IN THIS DRAWING IS THE SOLE PROPERTY OF INFINITE ELECTRONICS, INC. ANY REPRODUCTION IN PART OR WHOLE WITHOUT THE WRITTEN PERMISSION OF INFINITE ELECTRONICS, INC. IS PROHIBITED. THESE COMMODITIES, TECHNOLOGY OR SOFTWARE WERE EXPORTED FROM THE UNITED STATES IN ACCORDANCE WITH THE EXPORT ADMINISTRATION REGULATIONS. DIVERSION CONTRARY TO U.S. LAW PROHIBITED.