

Fiber Breakout Conversion, MPO24 no pins to 2xMPO12 no pins, OM3 50/125µm Multimode, OFNR Jacket, Aqua, 1 meter



MPF24-MPF212OM3R-1

Features

- Optimized for fiber count conversions and redistributions
- Converts: 100G to 2x40G, 200G to 2x100G, & 400G to 2x200G
- Balanced fiber usage
- Easy polarity management
- OM3 50/125µm Multimode
- OFNR rated jacket

Applications

- Migration from 12F to 24F backbones
- Mixed-generation data centers

Description

The MPF24-MPF212OM3R-1 from L-com is a breakout conversion cable that comes with a MPO24 (no pins) to 2xMPO12 (no pins) connector configuration. This aqua blue fiber optic cable with 24 fibers features an OFNR-rated PVC jacket and has maximum insertion loss of 0.75 dB. Our conversion cable is available in a length of 1 meter and is suitable for applications such as migration from 12F to 24F backbones and mixed-generation data centers.

Our MPO (w/o pins) female to MPO (w/o pins) female conversion cable comes with a multimode OM3 fiber and has a fiber diameter of 50/125 µm. L-com's MPO connectors are fully compatible with US Conec MTP products. With an operating temperature range of -40 to 75 degrees C, this fiber optic cable assembly provides reliable performance across diverse conditions.

L-com's MPF24-MPF212OM3R-1 fiber optic conversion cable has a cable diameter of 3.8 mm and a breakout diameter of 3 mm. Our fiber optic cable assembly can be customized in different lengths to fit specific installation needs, ensuring efficient network management in high-density setups without compromising delivery time or quality. Additional dimensions, specifications, and CAD drawings for this MPF24-MPF212OM3R-1 breakout conversion cable can be found on its downloadable PDF datasheet.

L-com has one of the largest in-stock selections of fiber optic cable assemblies for international and domestic orders. Make your online purchase right now to take advantage of our same-business-day shipping. We are committed to delivering excellent service to support our customers in maintaining the continuity and reliability of their networks. For further information on similar products, our expert technical support and knowledgeable sales team can help you get the ideal multimode OM3 fiber optic conversion cable for your requirements.

Configuration

Function	Breakout Conversion
Cable Type	Base-24 Multimode
Mode	Multimode
Mode Class	OM3
Fiber Diameter	50/125 µm
Connection 1 Type	MPO (w/o pins)
Connection 1 Gender	Female
Connection 1 Polish	UPC
Connection 2 Type	MPO (w/o pins)
Connection 2 Gender	Female
Connection 2 Polish	UPC
Cable Color	Aqua Blue

Optical Specifications

Description	Minimum	Typical	Maximum	Units
Return Loss - MPO	20			dB

Fiber Breakout Conversion, MPO24 no pins to 2xMPO12 no pins, OM3 50/125µm Multimode, OFNR Jacket, Aqua, 1 meter



MPF24-MPF212OM3R-1

Optical Specifications

Description	Minimum	Typical	Maximum	Units
Insertion Loss - MPO			0.75	dB

Mechanical Specifications

Cable Assembly

Length	1 m [39.37 in]
Width/Diameter	3.8 mm

Cable

Cable Type	Breakout Conversion
Breakout Diameter	3 mm
Static Bend Radius	38 mm
Dynamic Bend Radius	76 mm
Max Crush Resistance, Short Term (N/100mm)	500
Max Crush Resistance, Long Term (N/100mm)	100

Connectors

Description	Connector 1	Connector 2
Type	MPO (w/o pins) Female	MPO (w/o pins) Female
Configuration	Straight	
Connector Polish	UPC	UPC

Environmental Specifications

Operating Range Temperature	-40 to +75 deg C
Storage Range Temperature	-40 to +85 deg C
Ingress Protection (IP) Rating	Non-Rated

Compliance Certifications (see [product page](#) for current document)

Plotted and Other Data

Notes:

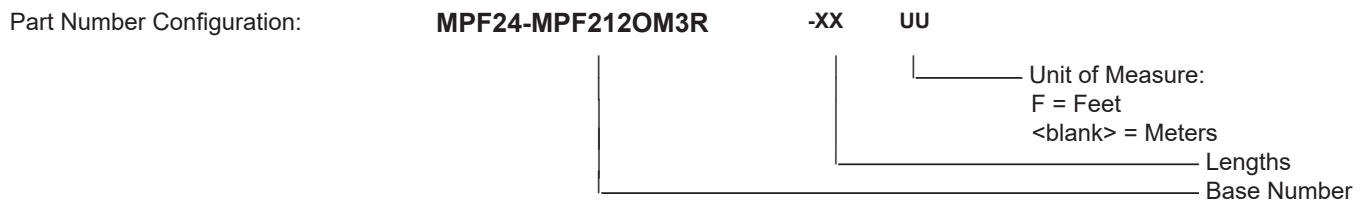
Fiber Breakout Conversion, MPO24 no pins to 2xMPO12 no pins, OM3 50/125µm Multimode, OFNR Jacket, Aqua, 1 meter



MPF24-MPF212OM3R-1

Typical Performance Data

How to Order



Example: MPF24-MPF212OM3R-12 = 12 meters long cable
MPF24-MPF212OM3R-10F = 10 feet long cable

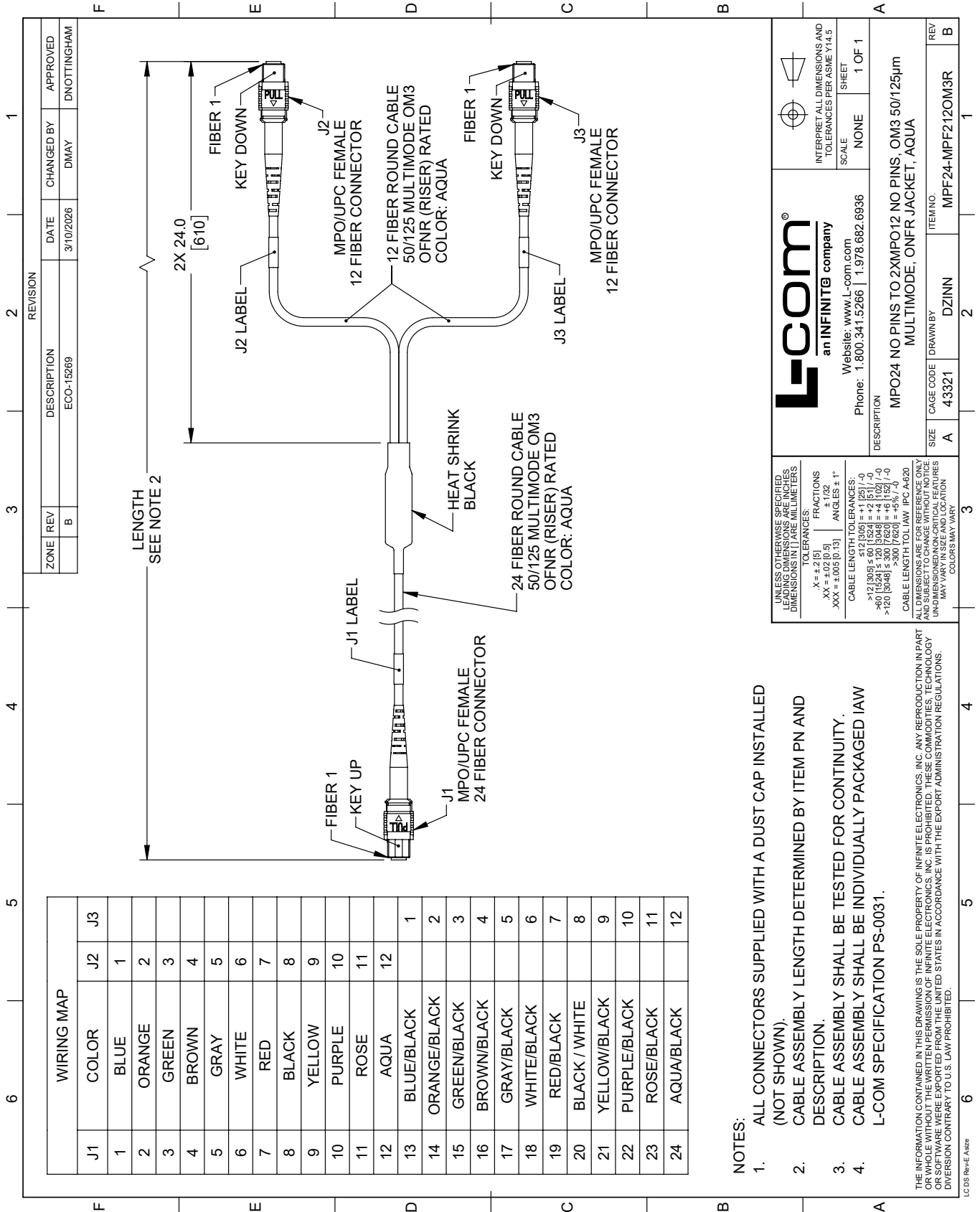
Fiber Breakout Conversion, MPO24 no pins to 2xMPO12 no pins, OM3 50/125µm Multimode, OFNR Jacket, Aqua, 1 meter from L-com has same day shipment for domestic and International orders. Our portfolio includes coaxial cable assemblies, connectors, adapters and custom products as well as lightning and surge protectors, NEMA rated enclosures, and an RF product line which includes antennas, amplifiers, passive, and active components.

URL: <https://www.l-com.com/fiber-optic-mpo24-no-pins-to-2xmpo12-no-pins-om3-50-125um-multimode-onfr-jacket-aqua-1-meter>

The information contained within this document is accurate to the best of our knowledge and representative of the part described herein. It may be necessary to make modifications to the part and/or the documentation of the part in order to implement improvements. L-com reserves the right to make such changes as required. Unless otherwise stated, all specifications are nominal. L-com does not make any representation or warranty regarding the suitability of the part described herein for any particular purpose, and L-com does not assume liability arising out of the use of any part or document.

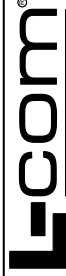

MPF24-MPF212OM3R-1 CAD Drawing

Fiber Breakout Conversion, MPO24 no pins to 2xMPO12 no pins, OM3 50/125µm Multimode, OFNR Jacket, Aqua, 1 meter



- NOTES:**
- ALL CONNECTORS SUPPLIED WITH A DUST CAP INSTALLED (NOT SHOWN).
 - CABLE ASSEMBLY LENGTH DETERMINED BY ITEM PN AND DESCRIPTION.
 - CABLE ASSEMBLY SHALL BE TESTED FOR CONTINUITY.
 - CABLE ASSEMBLY SHALL BE INDIVIDUALLY PACKAGED IAW L-COM SPECIFICATION PS-0031.

THE INFORMATION CONTAINED IN THIS DRAWING IS THE SOLE PROPERTY OF INFINITE ELECTRONICS, INC. ANY REPRODUCTION IN PART OR WHOLE WITHOUT THE WRITTEN PERMISSION OF INFINITE ELECTRONICS, INC. IS PROHIBITED. THESE COMMODITIES, TECHNOLOGY OR SOFTWARE WERE EXPORTED FROM THE UNITED STATES IN ACCORDANCE WITH THE EXPORT ADMINISTRATION REGULATIONS. DIVERSION CONTRARY TO U.S. LAW PROHIBITED.

 <p>L-com an INFINITO company</p> <p>Website: www.L-com.com Phone: 1.800.341.5266 1.978.682.6936</p>		 <p>INTERPRET ALL DIMENSIONS AND TOLERANCES PER ASME Y14.5</p> <p>SCALE: NONE SHEET: 1 OF 1</p>
<p>UNLESS OTHERWISE SPECIFIED, LEADING DIMENSIONS ARE IN INCHES. DIMENSIONS IN [] ARE IN MILLIMETERS.</p> <p>TOLERANCES:</p> <p>.XX = ±.02 (0.5) FRACTIONS ±.132 .XXX = ±.005 (0.13) ANGLES ± 1°</p> <p>CABLE LENGTH TOLERANCES:</p> <p><10 (253) = ±12 (305) / -0 <80 (2032) = ±30 (762) / -0 <120 (3048) = ±300 (7620) = +6 (152) / -0 >300 (7620) = +5% / -0</p> <p>CABLE LENGTH TOL IAW IPC A-620</p> <p>ALL DIMENSIONS ARE FOR REFERENCE ONLY. DIMENSIONS OF CRITICAL FEATURES MAY VARY IN SIZE AND LOCATION. COLORS MAY VARY.</p>		<p>DESCRIPTION: MPO24 NO PINS TO 2XMPO12 NO PINS, OM3 50/125µm MULTIMODE, ONFR JACKET, AQUA</p> <p>ITEM NO.: MPF24-MPF212OM3R</p>
<p>ZONE: REV B</p> <p>DESCRIPTION: ECO-15269</p> <p>DATE: 3/10/2026</p> <p>CHANGED BY: DMAY</p> <p>APPROVED: DNOTTINGHAM</p>	<p>REVISION</p> <p>1</p> <p>2</p> <p>3</p> <p>4</p> <p>5</p> <p>6</p>	<p>SIZE: A</p> <p>CAGE CODE: 43321</p> <p>DRAWN BY: DZINN</p>