

MPO w/o pins to LC fanout fiber optic cable assembly, 0.9mm diameter, 12 fiber, OM3 50/125µm Multimode, 1 meter



MPF12OM3-09LCR-1

Features

- 12 Fiber MPO w/o pins (female) to LC Fan-out for server-to-switch and other link aggregation
- 3mm Diameter OFNP (Plenum Rated) Jacket complies with strict building codes
- OM3 10GB 50/125µm Multimode cabling for aggregation of links
- Fully compatible with US Conec MTP products

Applications

- Ethernet
- LAN
- Server Farms
- Voice/Video/Data

Description

The MPF12OM3-09LCR-1 from L-com is a fan-out cable assembly that comes with an MPO (w/o pins) to LC/UPC connector configuration. This fiber optic cable features an OFNP-rated PVC jacket and has a cable diameter of 3 mm. Our fan-out cable is suitable for applications such as Ethernet, LAN, server farms, and voice/video/data. This aqua blue fiber optic cable assembly is available in a length of 1 meter and can withstand temperatures ranging from -10 to 60 degrees C.

Our MPO (w/o pins) male to LC cable comes with a multimode OM3 fiber and has a fiber diameter of 50/125 µm. L-com's MPF12OM3-09LCR-1 fan-out cable assembly has a breakout diameter of 0.9 mm and is ideal for making connections within rack mounted or wall mounted fiber enclosures. Our fiber optic cable assembly can be customized in different lengths to fit specific installation needs, ensuring efficient network management in high-density setups without compromising delivery time or quality. Additional dimensions, specifications, and CAD drawings for this 12 fiber cable can be found on its downloadable PDF datasheet.

L-com has one of the largest in-stock selections of fiber optic cable assemblies for international and domestic orders. Make your online purchase right now to take advantage of our same-business-day shipping. We are committed to delivering excellent service to support our customers in maintaining the continuity and reliability of their networks. For further information on similar products, our expert technical support and knowledgeable sales team can help you get the ideal multimode OM3 fan-out cable for your requirements.

Configuration

Function	Fan-out
Cable Type	Base-12 Multimode
Mode	Multimode
Mode Class	OM3
Fiber Diameter	50/125 µm
Connection 1 Type	MPO (w/o pins)
Connection 1 Gender	Female
Connection 1 Polish	UPC
Connection 2 Type	LC
Connection 2 Polish	UPC
Cable Color	Aqua Blue

Optical Specifications

Description	Minimum	Typical	Maximum	Units
Return Loss - MPO	20			dB
Insertion Loss - MPO			0.35	dB
Return Loss - LC, ST, SC, FC	30			dB

MPO w/o pins to LC fanout fiber optic cable assembly, 0.9mm diameter, 12 fiber, OM3 50/125µm Multimode, 1 meter



MPF12OM3-09LCR-1

Optical Specifications

Description	Minimum	Typical	Maximum	Units
Insertion Loss - LC, ST, SC, FC			0.2	dB

Mechanical Specifications

Cable Assembly

Length	1 m [39.37 in]
Width/Diameter	3 mm
Weight	158.76 g [0.35 lbs]

Cable

Cable Type	Fan-out
Polarity	NEUTRAL
Breakout Diameter	0.9 mm
Static Bend Radius	30 mm
Dynamic Bend Radius	60 mm
Max Crush Resistance, Short Term (N/100mm)	400
Max Crush Resistance, Long Term (N/100mm)	100

Connectors

Description	Connector 1	Connector 2
Type	MPO (w/o pins) Female	LC
Configuration	Straight	Straight
Connector Polish	UPC	UPC

Environmental Specifications

Operating Range Temperature	-10 to +60 deg C
Storage Range Temperature	-10 to +70 deg C
Ingress Protection (IP) Rating	Non-Rated

Compliance Certifications (see [product page](#) for current document)

Plotted and Other Data

Notes:

MPO w/o pins to LC fanout fiber optic cable assembly, 0.9mm diameter, 12 fiber, OM3 50/125µm Multimode, 1 meter



MPF12OM3-09LCR-1

Typical Performance Data

How to Order

Part Number Configuration:

MPF12OM3-09LCR

-XX

UU

Unit of Measure:

F = Feet

<blank> = Meters

Lengths

Base Number

Example: MPF12OM3-09LCR-12 = 12 meters long cable
MPF12OM3-09LCR-10F = 10 feet long cable

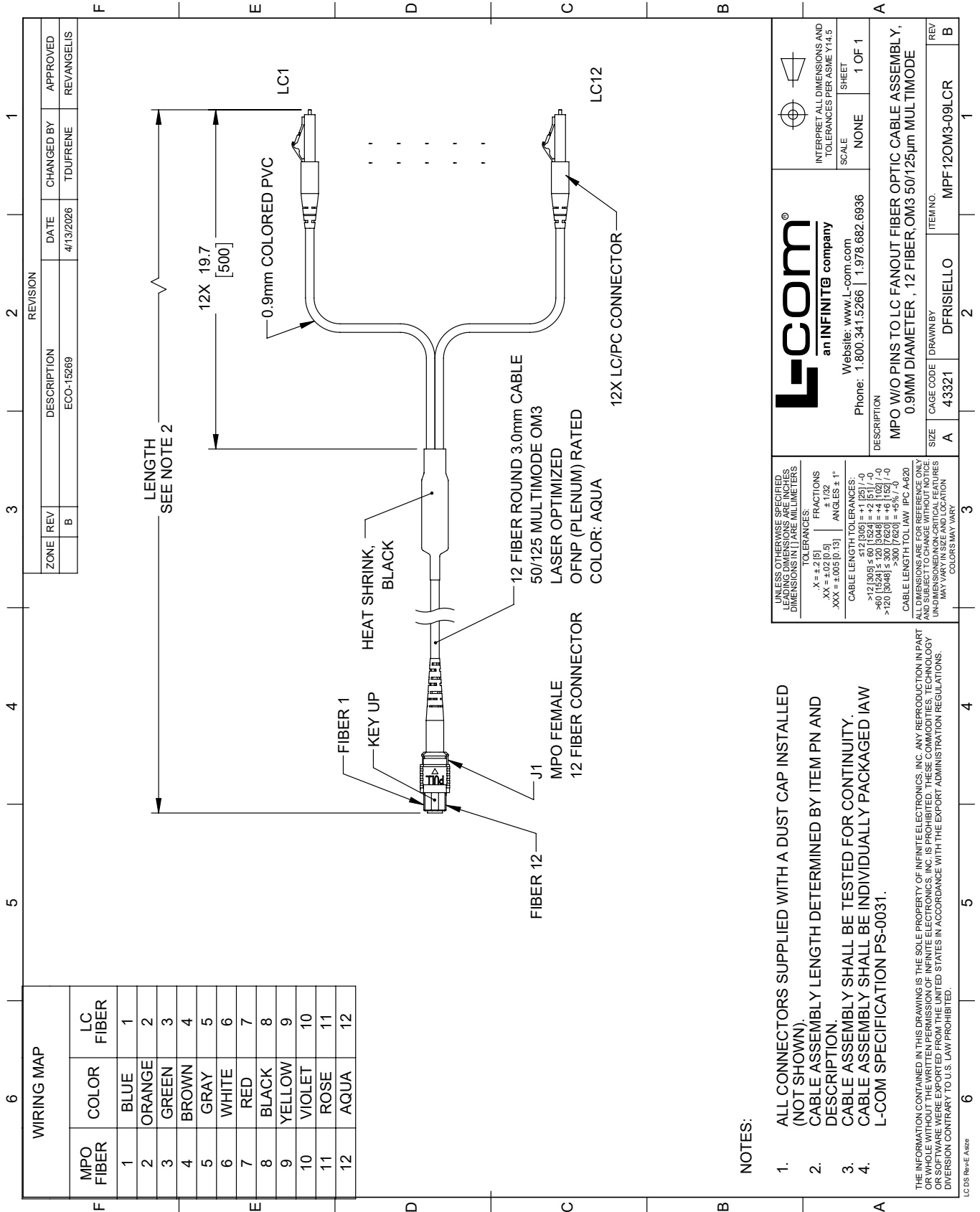
MPO w/o pins to LC fanout fiber optic cable assembly, 0.9mm diameter, 12 fiber, OM3 50/125µm Multimode, 1 meter from L-com has same day shipment for domestic and International orders. Our portfolio includes coaxial cable assemblies, connectors, adapters and custom products as well as lightning and surge protectors, NEMA rated enclosures, and an RF product line which includes antennas, amplifiers, passive, and active components.

URL: <https://www.l-com.com/mpo-w-o-pins-lc-fan-out-0.9mm-diameter-12-fiber-om3-50-125um-multimode-ofnp-jacket-aqua-1-meter-mp-f12om3-09lcr-1>

The information contained within this document is accurate to the best of our knowledge and representative of the part described herein. It may be necessary to make modifications to the part and/or the documentation of the part in order to impliment improvements. L-com reserves the right to make such changes as required. Unless otherwise stated, all specifications are nominal. L-com does not make any representation or warranty regarding the suitability of the part described herein for any particular purpose, and L-com does not assume liability arising out of the use of any part or document.

MPF12OM3-09LCR-1 CAD Drawing

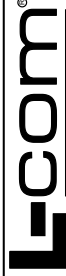

MPO w/o pins to LC fanout fiber optic cable assembly, 0.9mm diameter, 12 fiber, OM3 50/125µm Multimode, 1 meter



NOTES:

1. ALL CONNECTORS SUPPLIED WITH A DUST CAP INSTALLED (NOT SHOWN).
2. CABLE ASSEMBLY LENGTH DETERMINED BY ITEM PN AND DESCRIPTION.
3. CABLE ASSEMBLY SHALL BE TESTED FOR CONTINUITY.
4. CABLE ASSEMBLY SHALL BE INDIVIDUALLY PACKAGED IAW L-COM SPECIFICATION PS-0031.

THE INFORMATION CONTAINED IN THIS DRAWING IS THE SOLE PROPERTY OF INFINITE ELECTRONICS, INC. ANY REPRODUCTION IN PART OR WHOLE WITHOUT THE WRITTEN PERMISSION OF INFINITE ELECTRONICS, INC. IS PROHIBITED. THESE COMMODITIES, TECHNOLOGY OR SOFTWARE WERE EXPORTED FROM THE UNITED STATES IN ACCORDANCE WITH THE EXPORT ADMINISTRATION REGULATIONS. DIVERSION CONTRARY TO U.S. LAW PROHIBITED.

 <p>L-com an INFINITO company</p> <p>Website: www.L-com.com Phone: 1.800.341.5266 1.978.682.6936</p>		 <p>INTERPRET ALL DIMENSIONS AND TOLERANCES PER ASME Y14.5</p> <p>SCALE: NONE SHEET: 1 OF 1</p>
<p>UNLESS OTHERWISE SPECIFIED, LEADING DIMENSIONS ARE IN INCHES. DIMENSIONS IN [] ARE IN MILLIMETERS.</p> <p>TOLERANCES: .X = ±.2 [5] FRACTIONS ± 1/32 .XX = ±.02 [0.5] ANGLES ± 1° .XXX = ±.005 [0.13]</p> <p>CABLE LENGTH TOLERANCES: <10 [254] ≤ ±12 [305] = +1 [25] / -0 <80 [2032] ≤ ±30 [762] = +4 [102] / -0 <120 [3048] ≤ ±300 [7620] = +6 [152] / -0 >300 [7620] = +5% / -0</p> <p>CABLE LENGTH TOL IAW IPC A-620</p> <p>ALL DIMENSIONS ARE FOR REFERENCE ONLY. DIMENSIONS ON CRITICAL FEATURES MAY VARY IN SIZE AND LOCATION. COLORS MAY VARY.</p>		<p>DESCRIPTION: MPO W/O PINS TO LC FANOUT FIBER OPTIC CABLE ASSEMBLY, 0.9MM DIAMETER, 12 FIBER, OM3 50/125µm MULTIMODE</p> <p>SIZE: A CAGE CODE: 43321 DRAWN BY: DFRISIELLO ITEM NO.: MPF12OM3-09LCR</p>