


Low Loss Ultra Flexible LMR-400-UF Indoor Outdoor Rated
Coax Cable Double Shielded with Black TPE Jacket



LMR-400-UF



Configuration

- Low Loss, Indoor/Outdoor Flexible Cable
- 2 Shield(s)

Features

- TPE Jacket
- Max operating temperature 85°C
- Min Install Bend radius of 4 inches
- Phase Velocity 85% VoP
- Max operating Frequency of 5.8 GHz

Applications

- Antenna Installs
- RF Test systems
- General Purpose RF Interconnect
- Laboratory applications

Description

LMR-400-UF coax cable from L-com is only one of a large number of radio frequency coaxial cable types specifically stocked to be ready for quick shipment. L-com Microwave LMR-400-UF coax cable is manufactured in a flexible design and has a 50 Ohm impedance. This low loss flexible 50 Ohm coax cable LMR-400-UF is constructed with a 0.405 inch diameter and Black TPE jacket.

LMR-400-UF flexible 50 Ohm coax cable with TPE jacket is rated for a 5.8 GHz maximum operating frequency. This 50 Ohm 0.405 inch diameter and low loss flexible coax cable is built with a double shield count and RF shielding of 90 dB. L-com Microwave LMR-400-UF coax is constructed with PE (F) dielectric and a maximum operating temperature of 85 degrees C. Times Microwave LMR-400-UF coax cable specs for this wire properties can be found on its RF coax cable LMR-400-UF datasheet.


LMR-400-UF cable is part of more than one million RF, microwave parts in stock at L-com. This Times Microwave low loss LMR-400-UF coax cable is ready to buy and can be shipped worldwide. L-com also maintains a wide selection of other radio frequency coaxial cable types that ship same-day from our warehouse as with the rest of our other RF/microwave components.

* LMR™ is a trademark of Times Microwave Systems.

Electrical Specifications

Description	Minimum	Typical	Maximum	Units
Frequency Range	DC		5.8	GHz
Cutoff Frequency		16.2		GHz
Impedance		50		Ohms
Velocity of Propagation		85		%
Shielding Effectiveness	90			dB
Dielectric Withstanding Voltage (DC)			2,500	Vdc
Jacket Spark			8,000	Vrms
Nominal Capacitance		23.9 [78.41]		pF/ft [pF/m]
Nominal Inductance		0.06 [0.2]		uH/ft [uH/m]
Input Power (Peak)			16	kWatts

Low Loss Ultra Flexible LMR-400-UF Indoor Outdoor Rated
Coax Cable Double Shielded with Black TPE Jacket



LMR-400-UF



Performance by Frequency Band

Description	F1	F2	F3	F4	F5	Units
Frequency	50	150	220	450	900	MHz
Attenuation, Typ	1.1	1.8	2.2	3.3	4.7	dB/100ft
	3.61	5.91	7.22	10.83	15.42	dB/100m
Input Power (CW), Max	2,140	1,220	1,000	690	480	Watts

Description	F6	F7	F8	F9	F10	Units
Frequency	1.5	1.8	2	2.5	5.8	GHz
Attenuation, Typ	6.2	6.8	7.2	8.1	13	dB/100ft
	20.34	22.31	23.62	26.57	42.65	dB/100m
Input Power (CW), Max	360	330	310	280	170	Watts


Mechanical Specifications

Diameter	0.405 in [10.29 mm]
Weight	0.086 lbs/ft [0.13 Kg/m]
Min. Bend Radius (Installation)	1 in [25.4 mm]
Min. Bend Radius (Repeated)	4 in [101.6 mm]
Bending Moment	0.38 lbs-ft [0.52 N-m]
Tensile Strength	160 lbs [72.57 kg]
Flat Plate Crush	20 lbs/in [0.36 Kg/mm]

Construction Specifications

Description	Material and Plating	Diameter
Inner Conductor	Copper Strand(s)	0.108in [2.74mm]
Conductor Type	Stranded	
Dielectric	PE (F)	0.285in [7.24mm]
First Shield	Aluminum Tape	
Second Shield	Tinned Copper Braid	
Jacket	TPE, Black	0.405in [10.29mm]

Low Loss Ultra Flexible LMR-400-UF Indoor Outdoor Rated
Coax Cable Double Shielded with Black TPE Jacket



LMR-400-UF



Environmental Specifications

Temperature

Operating Range	-40°C to 85°C
Storage Range	-70°C to 85°C

Compliance Certifications (see [product page](#) for current document)

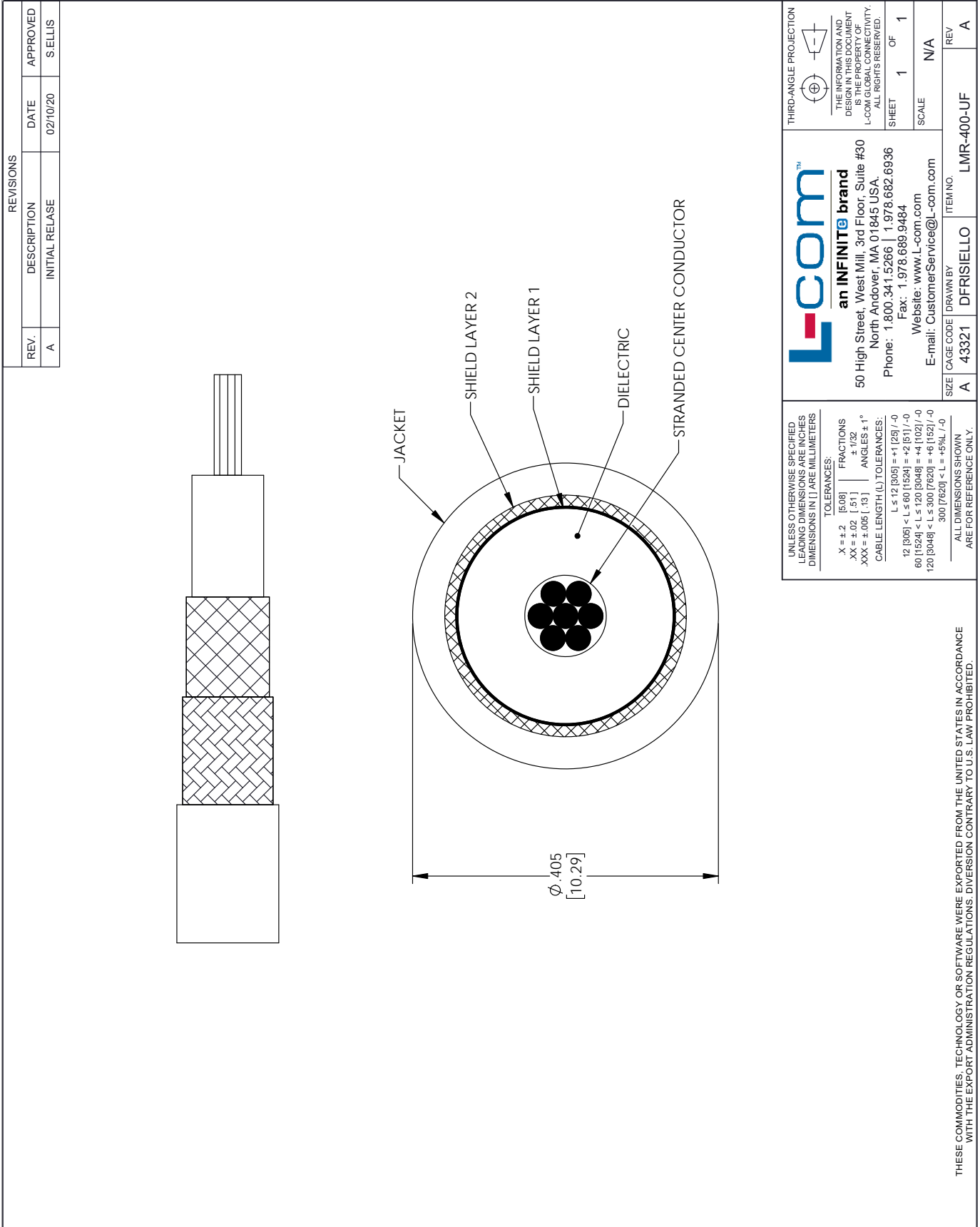
Plotted and Other Data

Low Loss Ultra Flexible LMR-400-UF Indoor Outdoor Rated Coax Cable Double Shielded with Black TPE Jacket from L-com has same day shipment for domestic and International orders. Our portfolio includes coaxial cable assemblies, connectors, adapters and custom products as well as lightning and surge protectors, NEMA rated enclosures, and an RF product line which includes antennas, amplifiers, passive, and active components.

The information contained within this document is accurate to the best of our knowledge and representative of the part described herein. It may be necessary to make modifications to the part and/or the documentation of the part in order to implement improvements. L-com reserves the right to make such changes as required. Unless otherwise stated, all specifications are nominal. L-com does not make any representation or warranty regarding the suitability of the part described herein for any particular purpose, and L-com does not assume liability arising out of the use of any part or document.

Low Loss Ultra Flexible LMR-400-UF Indoor Outdoor Rated Coax Cable Double Shielded with Black TPE Jacket

L-com CAD Drawing



REVISIONS		
REV.	DESCRIPTION	DATE
A	INITIAL RELEASE	02/10/20
		APPROVED
		S.ELLIS

UNLESS OTHERWISE SPECIFIED LEADING DIMENSIONS ARE INCHES DIMENSIONS IN [] ARE MILLIMETERS

TOLERANCES:

X ± .2	[.08]	FRACTIONS
XX ± .02	[.51]	+ / - 1/32
XXX ± .005	[.13]	ANGLES ± 1°

CABLE LENGTH (L) TOLERANCES:

L ≤ 12 [305]	= +1 [25] / -0
12 [305] < L ≤ 60 [1524]	= +2 [51] / -0
60 [1524] < L ≤ 120 [3048]	= +4 [102] / -0
120 [3048] < L ≤ 300 [7620]	= +6 [152] / -0
300 [7620] < L	= +5%L / -0

ALL DIMENSIONS SHOWN ARE FOR REFERENCE ONLY.

THIRD-ANGLE PROJECTION

THE INFORMATION AND DESIGN IN THIS DOCUMENT IS THE PROPERTY OF L-COM GLOBAL CONNECTIVITY. ALL RIGHTS RESERVED.

SHEET 1 OF 1

SCALE N/A

ITEM NO. LMR-400-UF

REV A

an INFINITe brand

50 High Street, West Mill, 3rd Floor, Suite #30
North Andover, MA 01845 USA

Phone: 1.800.341.5266 | 1.978.682.6936
Fax: 1.978.689.9484
Website: www.L-com.com
E-mail: CustomerService@L-com.com

CAGE CODE DRAWN BY ITEM NO.
A 43321 DFRISIELLO LMR-400-UF

THESE COMMODITIES, TECHNOLOGY OR SOFTWARE WERE EXPORTED FROM THE UNITED STATES IN ACCORDANCE WITH THE EXPORT ADMINISTRATION REGULATIONS. DIVERSION CONTRARY TO U.S. LAW PROHIBITED.

T-Rev D