


Cable Termination Non-Magnetic RightAngle PCB Mount for RG179, RG316



LCCN45883

Configuration

- Cable Crimp Receptacle Connector
- 50 Ohms
- Right Angle Body Geometry
- RG179, RG316 Interface Type
- Solder Attachment
- PCB
- Non-Magnetic Design

Features

- Max. Operating Frequency 3 GHz
- Gold over Copper Plated Bronze Contact
- Blind Mate Connector
- Magnetic Susceptibility 10^{-5}

Applications

- General Purpose Test
- Custom Cable Assemblies
- Medical
- Military and Aerospace
- Quantum Computing

Description

Cable Termination Non-Magnetic Right Angle PCB Mount type Connector LCCN45883 from L-Com is in stock at our warehouse and ready to ship on the same-day of your order. The LCCN45883 is a cable termination Non-magnetic right-angle PCB mount type Connector compatible with RG179, RG316. These Non-Magnetic Connector frequency ranges from 0-3 GHz with 50 Ohms impedance.

Our RF coaxial connector specialists are available to answer any questions or concerns you have on the LCCN45883 Cable Termination Non-Magnetic Right-Angle PCB Mount. Our Non-magnetic connectors have a susceptibility of around 10^{-5} , as opposed to 10^{-2} for standard connectors made of brass/nickel materials. As a result, our non-magnetic connectors are transparent to the magnetic field, which means no field distortion and a higher Signal-to-Noise Ratio (SNR).

Contact L-Com's expert technical support for assistance with the cable termination Non-Magnetic right angle PCB mount type Connector or any RF coaxial cable connectors or cable assemblies. Download our LCCN45883 datasheet with specifications and CAD drawing with dimensions for details. Our knowledgeable sales team simplifies the purchasing process and ensures that your cable termination Non-magnetic RF coaxial connector will be exact to your specifications. The target audience for the right-angle coaxial is for quantum computing, the military and aerospace industries as well as the medical industry including MRI and patient monitoring devices.

The LCCN45883 connector from L-Com uses a dedicated manufacturing process and raw material selection to guarantee the low magnetic susceptibility level of the connectors. The Cable Termination right angle RF coax connector is available now from L-Com. We have no MOQ (minimum order quantity) and the connector ships the very same day from our warehouse.

Electrical Specifications

Description	Minimum	Typical	Maximum	Units
Frequency Range	DC		3	GHz
Operating Voltage (AC)			335	Vrms
Dielectric Withstanding Voltage (AC)			1,000	Vrms
Insulation Resistance	1,000			MOhms

Click the following link (or enter part number in "SEARCH" on website) to obtain additional part information including price, inventory and certifications:
[Cable Termination Non-Magnetic RightAngle PCB Mount for RG179, RG316 LCCN45883](#)

Cable Termination Non-Magnetic RightAngle PCB Mount for RG179, RG316



LCCN45883

Mechanical Specifications

Size

Length	7.10 in [180.34 mm]
Width	5.70 in [144.78 mm]
Height	5.70 in [144.78 mm]
Weight	0.00 lbs [0.25 g]
Mating Cycles	500 Cycles

Material Specifications

Description	Material	Plating
Contact	Bronze	Gold over Copper
Body	Bronze	Gold over Copper


Environmental Specifications

Temperature

Operating Range	-55deg C to +155deg C
-----------------	-----------------------

Click the following link (or enter part number in "SEARCH" on website) to obtain additional part information including price, inventory and certifications:
[Cable Termination Non-Magnetic RightAngle PCB Mount for RG179, RG316 LCCN45883](#)

Cable Termination Non-Magnetic RightAngle PCB Mount for RG179, RG316



LCCN45883

Compliance Certifications (see [product page](#) for current document)

Plotted and Other Data

Assembly Instruction

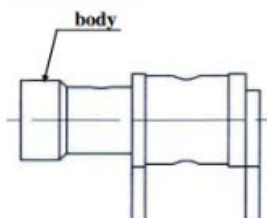
Click the following link (or enter part number in "SEARCH" on website) to obtain additional part information including price, inventory and certifications:
[Cable Termination Non-Magnetic RightAngle PCB Mount for RG179, RG316 LCCN45883](#)

Cable Termination Non-Magnetic RightAngle PCB Mount for RG179, RG316

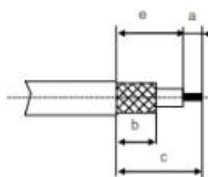
LCCN45883



COMPOSANTS



STRIPPING DIMENSIONS

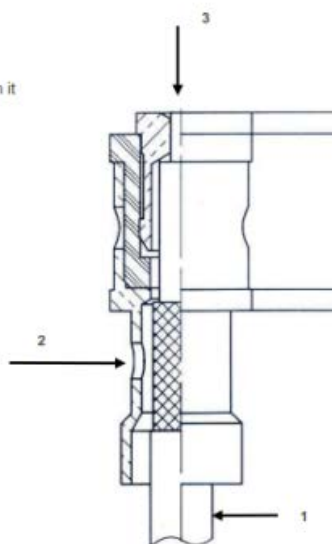


1

Strip the cable

2

Introduce cable into the connector body until contact with it
Solder braid
Solder cable core



Click the following link (or enter part number in "SEARCH" on website) to obtain additional part information including price, inventory and certifications:
[Cable Termination Non-Magnetic RightAngle PCB Mount for RG179, RG316 LCCN45883](#)

Cable Termination Non-Magnetic RightAngle PCB Mount for RG179, RG316



LCCN45883

Cable Termination Non-Magnetic RightAngle PCB Mount for RG179, RG316 from L-com has same day shipment for domestic and International orders. Our portfolio includes coaxial cable assemblies, connectors, adapters and custom products as well as lightning and surge protectors, NEMA rated enclosures, and an RF product line which includes antennas, amplifiers, passive, and active components. Click the following link (or enter part number in "SEARCH" on website) to obtain additional part information including price, inventory and certifications: Cable Termination Non-Magnetic RightAngle PCB Mount for RG179, RG316 LCCN45883

URL: <https://www.l-com.com/pcb-mount-right-angle-cable-termination-non-magnetic-attachment-rg316-lccn45883-p.aspx>

The information contained within this document is accurate to the best of our knowledge and representative of the part described herein. It may be necessary to make modifications to the part and/or the documentation of the part in order to implement improvements. L-com reserves the right to make such changes as required. Unless otherwise stated, all specifications are nominal. L-com does not make any representation or warranty regarding the suitability of the part described herein for any particular purpose, and L-com does not assume liability arising out of the use of any part or document. The information contained within this document is accurate to the best of our knowledge and representative of the part described herein. It may be necessary to make modifications to the part and/or the documentation of the part in order to implement improvements. L-com reserves the right to make such changes as required. Unless otherwise stated, all specifications are nominal. L-com does not make any representation or warranty regarding the suitability of the part described herein for any particular purpose, and L-com does not assume liability arising out of the use of any part or document.

