

Low Loss N Male to N Male Cable Assembly using LMR-195-UF Coax With Times Microwave Components with HeatShrink



LCCA9909

Configuration

- Connector 1: N Male
- Connector 2: N Male
- Cable Type: LMR-195-UF
- Coax Flex Type: Flexible

Description

L-com's LCCA9909 is a low loss N male to N male cable assembly using LMR-195-UF coax with Times Microwave components with heatshrink and ships same-day. The LMR-195-UF coax of this N cable uses the foam PE dielectric with a VoP of 74%, resulting in very low insertion loss compared to solid dielectrics. These flexible RF cable assemblies are ideal for applications where flexure is required. Our L-com N to N cable assembly has a male to male gender configuration with flexible LMR-195-UF series coax and operates to 6 GHz. The double shield of this N cable is layered by tinned copper braid over aluminum tape providing shielding effectiveness greater than 90dB.

Custom versions of this N male to N male cable, along with the rest of L-com's other RF assemblies, can also be built and shipped same day. Other available RF cable assembly value added services from L-com include connector orientation or clocking, heat shrink booting and custom labeling. RF testing can also be performed to document the electrical performance of your cable assembly. Contact a sales representative for testing or custom RF cable quotes. Part number LCCA9909 L-com Low Loss N Male to N Male Cable Assembly using LMR-195-UF Coax With Times Microwave Components with HeatShrink data sheet PDF includes details of the RF product specifications, CAD drawing(s) and dimensions below.

Electrical Specifications

Description	Minimum	Typical	Maximum	Units
Frequency Range	DC		6	GHz
VSWR			1.5:1	
Velocity of Propagation		74		%
RF Shielding	90			dB
Group Delay		1.27 [4.17]		ns/ft [ns/m]
Capacitance		25.4 [83.33]		pF/ft [pF/m]
Inductance		0.064 [0.21]		uH/ft [uH/m]
DC Resistance Inner Conductor		9.5 [31.17]		Ohms/1000ft [Ohms/Km]
DC Resistance Outer Conductor		4.9 [16.08]		Ohms/1000ft [Ohms/Km]
Dielectric Withstanding Voltage (DC)			1,000	Vdc
Jacket Spark			3,000	Vrms
Input Power (Peak)			2.5	KWatts

Specifications by Frequency

Low Loss N Male to N Male Cable Assembly using LMR-195-UF Coax With Times Microwave Components with HeatShrink



LCCA9909

Part Number	Length	Description	F1	F2	F3	F4	F5	Units	Weight (lbs)
			Frequency		250	500	1000	2500	
LCCA9909	Custom Lengths Available	Insertion Loss (Typ.)	0.067	0.097	0.138	0.226	0.356	dB/ft	
			0.22	0.32	0.46	0.75	1.17	dB/m	
LCCA9909-12	12 inch	Insertion Loss (Typ.)	0.27	0.3	0.34	0.43	0.56	dB	0.189
LCCA9909-24	24 inch	Insertion Loss (Typ.)	0.34	0.4	0.48	0.66	0.92	dB	0.21
LCCA9909-36	36 inch	Insertion Loss (Typ.)	0.41	0.5	0.62	0.88	1.27	dB	0.231
LCCA9909-60	60 inch	Insertion Loss (Typ.)	0.54	0.69	0.89	1.33	1.98	dB	0.273
LCCA9909-300	300 inch	Insertion Loss (Typ.)	1.88	2.63	3.65	5.85	9.1	dB	0.693

The insertion loss data for the base model does not include loss due to the connectors. Each length includes insertion loss due to the connectors.

Loss due to Connector 1: 0.1 dB
 Loss due to Connector 2: 0.1 dB
 Base Weight: 0.189 pounds
 Additional Weight per Inch: 0.00175 pounds

Mechanical Specifications

Cable Assembly

Width/Diameter 0.5 in [12.7 mm]
 Weight 0.189 lbs [85.73 g]

Cable

Cable Type LMR-195-UF
 Impedance 50 Ohms
 Inner Conductor Type Stranded
 Inner Conductor Material and Plating Copper
 Dielectric Type Foam PE
 Number of Shields 2
 Shield Layer 1 Aluminum Tape
 Shield Layer 2 Tinned Copper Braid
 Jacket Material TPE
 Jacket Diameter 0.195 in [4.95 mm]
 One Time Minimum Bend Radius 0.5 in [12.7 mm]
 Repeated Minimum Bend Radius 2 in [50.8 mm]
 Bending Moment 0.1 lbs-ft [0.14 N-m]

Low Loss N Male to N Male Cable Assembly using LMR-195-UF Coax With Times Microwave Components with HeatShrink



LCCA9909

Connectors

Description	Connector 1	Connector 2
Type	N Male	N Male
Specification	MIL-STD-348	MIL-STD-348
Impedance	50 Ohms	50 Ohms
Configuration	Straight	Straight
Contact Material and Plating	Brass, Gold	Brass, Gold
Contact Plating Specification	50 µin minimum	50 µin minimum
Dielectric Type	Teflon	Teflon
Body Material and Plating	Brass, Tri-Metal	Brass, Tri-Metal
Coupling Nut Material and Plating	Brass, Tri-Metal	Brass, Tri-Metal
Hex Size	13/16 Inch	13/16 Inch

Environmental Specifications

Operating Range Temperature -40 to +85 deg C

Compliance Certifications (see [product page](#) for current document)

Plotted and Other Data

Notes:
Values at 25°C, sea level.

Low Loss N Male to N Male Cable Assembly using LMR-195-UF Coax With Times Microwave Components with HeatShrink



LCCA9909

Typical Performance Data

How to Order

Part Number Configuration:

LCCA9909

- xx

uu

Unit of Measure:
cm = Centimeters
<blank> = Inches
Length
Base Number

Example: LCCA9909-12 = 12 inches long cable
LCCA9909-100cm = 100 cm long cable

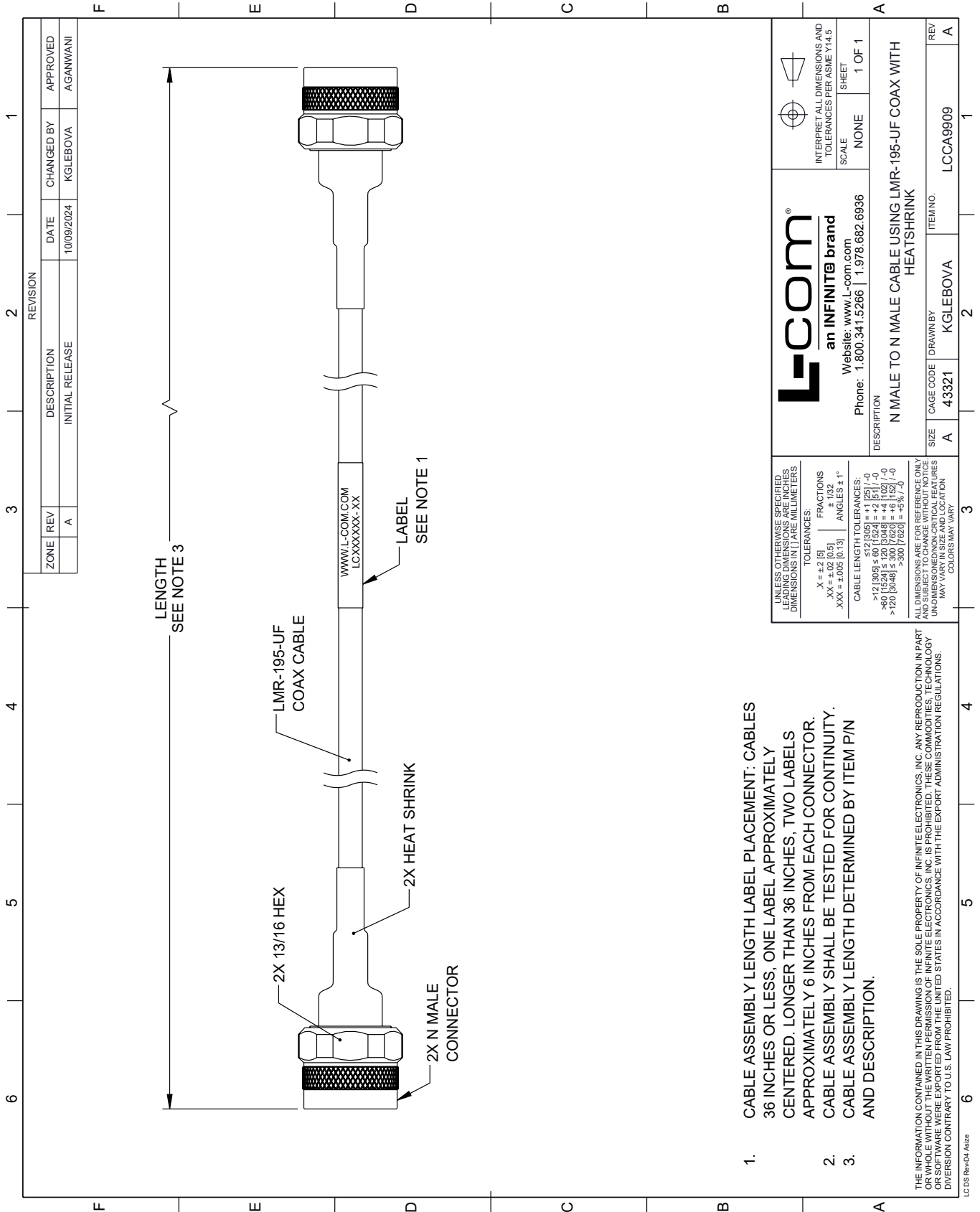
Low Loss N Male to N Male Cable Assembly using LMR-195-UF Coax With Times Microwave Components with HeatShrink from L-com has same day shipment for domestic and International orders. Our portfolio includes coaxial cable assemblies, connectors, adapters and custom products as well as lightning and surge protectors, NEMA rated enclosures, and an RF product line which includes antennas, amplifiers, passive, and active components.

URL: <https://www.l-com.com/n-male-n-male-cable-assembly-lmr-lcca9909-p.aspx>

The information contained within this document is accurate to the best of our knowledge and representative of the part described herein. It may be necessary to make modifications to the part and/or the documentation of the part in order to implement improvements. L-com reserves the right to make such changes as required. Unless otherwise stated, all specifications are nominal. L-com does not make any representation or warranty regarding the suitability of the part described herein for any particular purpose, and L-com does not assume liability arising out of the use of any part or document.

LCCA9909 CAD Drawing




Low Loss N Male to N Male Cable Assembly using LMR-195-UF Coax
With Times Microwave Components with HeatShrink



1. CABLE ASSEMBLY LENGTH LABEL PLACEMENT: CABLES 36 INCHES OR LESS, ONE LABEL APPROXIMATELY CENTERED. LONGER THAN 36 INCHES, TWO LABELS APPROXIMATELY 6 INCHES FROM EACH CONNECTOR. CABLE ASSEMBLY SHALL BE TESTED FOR CONTINUITY. CABLE ASSEMBLY LENGTH DETERMINED BY ITEM P/N AND DESCRIPTION.
- 2.
- 3.

THE INFORMATION CONTAINED IN THIS DRAWING IS THE SOLE PROPERTY OF INFINITE ELECTRONICS, INC. ANY REPRODUCTION IN PART OR WHOLE WITHOUT THE WRITTEN PERMISSION OF INFINITE ELECTRONICS, INC. IS PROHIBITED. THESE COMMODITIES, TECHNOLOGY OR SOFTWARE ARE EXPORTED FROM THE UNITED STATES IN ACCORDANCE WITH THE EXPORT ADMINISTRATION REGULATIONS. DIVERSION CONTRARY TO U.S. LAW PROHIBITED.

LC 05 Rev-D4 Altize

UNLESS OTHERWISE SPECIFIED, LEADING DIMENSIONS ARE IN INCHES. DIMENSIONS IN [] ARE MILLIMETERS.		 	
TOLERANCES:		INTERPRET ALL DIMENSIONS AND TOLERANCES PER ASME Y14.5	
X = ±.2 [5]	FRACTIONS ± 1/32	SCALE	SHEET
.XX = ±.02 [0.5]	ANGLES ± 1°	NONE	1 OF 1
.XXX = ±.005 [0.13]			
CABLE LENGTH TOLERANCES:			
>12 [305] ≤ 60 [1524] = ±.1 [25] / -0			
>60 [1524] ≤ 120 [3048] = ±.4 [102] / -0			
>120 [3048] ≤ 300 [7620] = ±.6 [15] / -0			
ALL DIMENSIONS ARE FOR REFERENCE ONLY. UNLESS OTHERWISE SPECIFIED, DIMENSIONS ARE UNDIMENSIONED/NON-CRITICAL FEATURES. MAY VARY IN SIZE AND LOCATION. COLORS MAY VARY.			
 an INFINITE brand Website: www.L-com.com Phone: 1.800.341.5266 1.978.682.6936			
DESCRIPTION			
N MALE TO N MALE CABLE USING LMR-195-UF COAX WITH HEATSHRINK			
SIZE	CAGE CODE	DRAWN BY	ITEM NO.
A	43321	KGLEBOVA	LCCA9909
REV			A