

Low Loss TNC Male to N Female Bulkhead Cable Assembly with Heavy Duty Heat Shrink Boot using LL335i Coax, 6 FT



**LCCA30049-FT6**

**Configuration**

- Connector 1: TNC Male
- Connector 2: N Female Bulkhead
- Cable Type: LL335i

**Features**


- Max Frequency 18 GHz
- Shielding Effectivity > 95dB
- Low Loss Expanded PTFE Dielectric with 83% VoP

- FEP Jacket
- Triple Shielded
- Heavy Duty Heat Shrink Strain Relief Boot

**Applications**

- General Purpose
- Laboratory Use
- Flexible RF Interconnect

- Automated (ATE) Test Systems
- Antenna Range Applications and Long Cable Runs



**Description**

L-com's LCCA30049-FT6 is a low loss TNC male to N female bulkhead cable assembly with heavy duty heat shrink boot using LL335i coax, 6 FT and ships same-day. The LL335i coax of this TNC cable uses the tape wrapped PTFE dielectric with a VoP of 83%, resulting in very low insertion loss compared to solid dielectrics. These flexible RF cable assemblies are ideal for applications where flexure is required. Our L-com TNC to N cable assembly has a male to female gender configuration with flexible LL335i series coax and operates to 18 GHz. The triple shield of this TNC cable is layered by silver plated copper braid over silver plated copper tape providing excellent shielding effectiveness greater than 95dB. L-com's RF cable assembly with N bulkhead interface enables system designers to have external connections on their product enclosures or to be used for other rack mount and panel mount applications. Highly durable stainless-steel connectors and heavy-duty booting extend the life of these versatile, flexible TNC to N cables.

Custom versions of this TNC male to TNC female cable, along with the rest of L-com's other RF assemblies, can also be built and shipped same day. Other available RF cable assembly value added services from L-com include connector orientation or clocking, heat shrink booting and custom labeling. RF testing can also be performed to document the electrical performance of your cable assembly. Contact a sales representative for testing or custom RF cable quotes. Part number LCCA30049-FT6 L-com Low Loss TNC Male to N Female Bulkhead Cable Assembly with Heavy Duty Heat Shrink Boot using LL335i Coax, 6 FT data sheet PDF includes details of the RF product specifications, CAD drawing(s) and dimensions below.

Low Loss TNC Male to N Female Bulkhead Cable Assembly with Heavy Duty Heat Shrink Boot using LL335i Coax, 6 FT



## LCCA30049-FT6

### Electrical Specifications

Description	Minimum	Typical	Maximum	Units
Frequency Range	DC		18	GHz
VSWR			1.35:1	
Velocity of Propagation		83		%
RF Shielding	95			dB
Capacitance		25 [82.02]		pF/ft [pF/m]

### Specifications by Frequency

Description	F1	F2	F3	F4	F5	Units
Frequency	1	2	4.5	9	18	GHz
Insertion Loss (Max.)	0.44	0.6	0.89	1.26	1.84	dB

#### Electrical Specification Notes:

The Insertion Loss data above is based on the performance specifications of the coax cable and connectors used in this assembly. The Insertion Loss is estimated as  $0.04 \cdot \sqrt{\text{FGHz}}$  dB per TNC male connector and as  $0.04 \cdot \sqrt{\text{FGHz}}$  dB per N female bulkhead connector.

### Mechanical Specifications

#### Cable Assembly

Length	72 in [182.88 cm]
Diameter	0.3 in [7.62 mm]
Weight	0.259 lbs [117.48 g]

#### Cable

Cable Type	LL335i
Impedance	50 Ohms
Inner Conductor Type	Solid
Inner Conductor Material and Plating	Copper, Silver
Dielectric Type	Tape wrapped PTFE
Number of Shields	3
Shield Layer 1	Silver Plated Copper Tape
Shield Layer 2	Aluminum Polyester
Shield Layer 3	Silver Plated Copper Braid
Jacket Material	FEP, Green
Jacket Diameter	0.3 in [7.62 mm]
Repeated Minimum Bend Radius	1.5 in [38.1 mm]

Low Loss TNC Male to N Female Bulkhead Cable Assembly with Heavy Duty Heat Shrink Boot using LL335i Coax, 6 FT



## LCCA30049-FT6

### Connectors

Description	Connector 1	Connector 2
Type	TNC Male	N Female Bulkhead
Specification	MIL-STD-348	MIL-STD-348
Impedance	50 Ohms	50 Ohms
Contact Material and Plating	Beryllium Copper, Gold over Nickel	Beryllium Copper, Gold over Nickel
Contact Plating Specification	50 µin minimum	50 µin minimum
Dielectric Type	PTFE	PEI
Outer Conductor Material and Plating		Passivated Stainless Steel
Outer Conductor Plating Specification		SAE-AMS-2700
Body Material and Plating	Passivated Stainless Steel	Passivated Stainless Steel
Body Plating Specification	SAE-AMS-2700	SAE-AMS-2700
Coupling Nut Material and Plating	Passivated Stainless Steel	Passivated Stainless Steel
Coupling Nut Plating Specification	SAE-AMS-2700	SAE-AMS-2700
Hex Size	9/16 inch	
Torque	21 in-lbs 2.37 Nm	25 in-lbs 2.83 Nm
Seal Gasket Material		Silicone Rubber
Boot Material	Heavy Duty Heat Shrink Boot	Heavy Duty Heat Shrink Boot

### Environmental Specifications

#### Temperature

Operating Range -55 to +200 deg C

**Compliance Certifications** (see [product page](#) for current document)

### Plotted and Other Data

Notes:

- Values at 25°C, sea level.

Low Loss TNC Male to N Female Bulkhead Cable Assembly with Heavy Duty Heat Shrink Boot using LL335i Coax, 6 FT

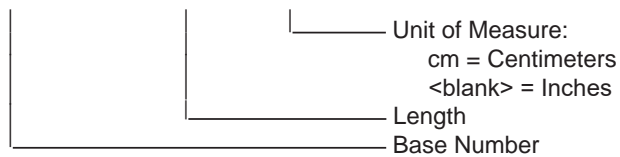


**LCCA30049-FT6**

**How to Order**

Part Number Configuration:

**LCCA30049 - xx uu**



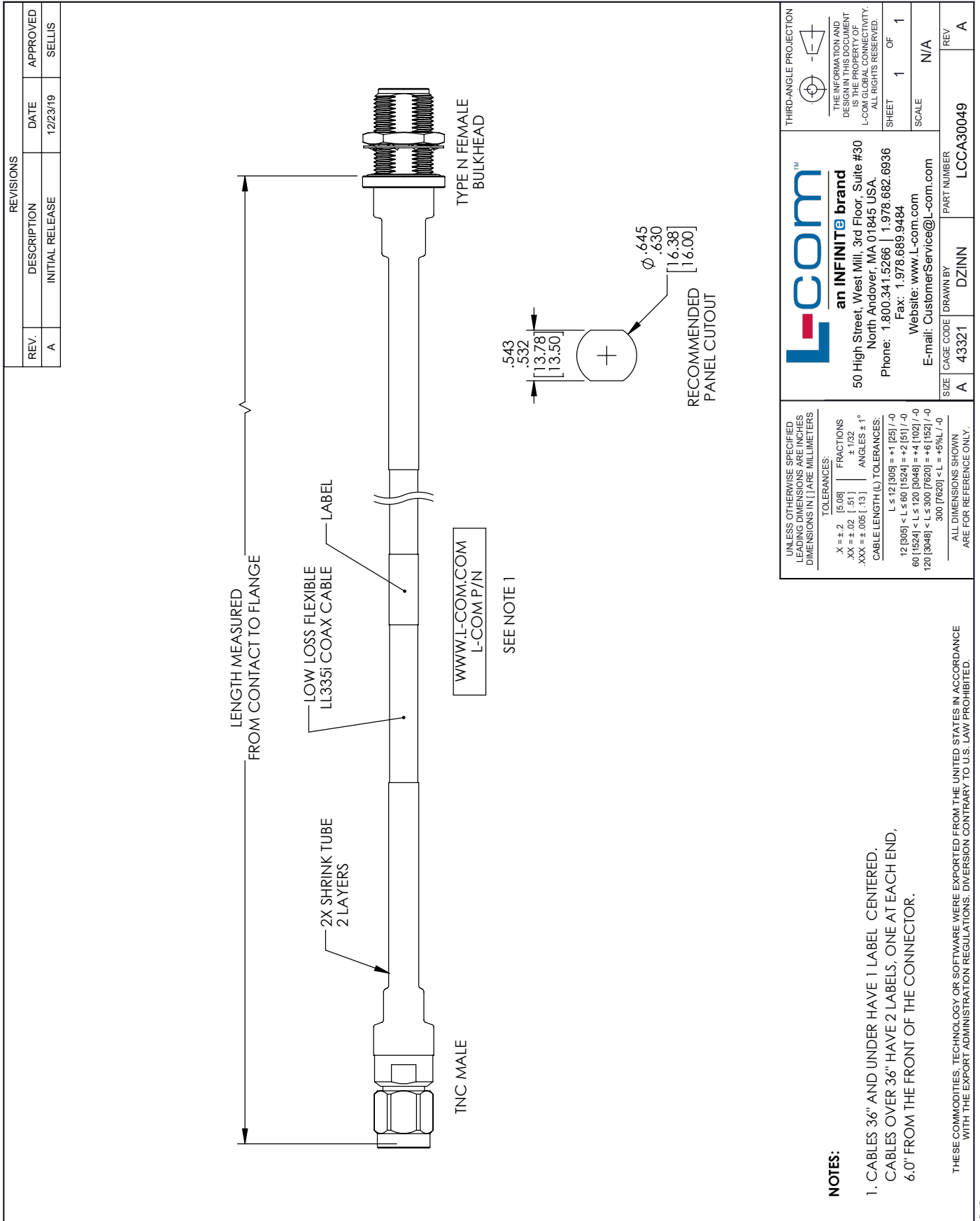
Example: LCCA30049-12 = 12 inches long cable  
LCCA30049-100cm = 100 cm long cable

Low Loss TNC Male to N Female Bulkhead Cable Assembly with Heavy Duty Heat Shrink Boot using LL335i Coax, 6 FT from L-com has same day shipment for domestic and International orders. L-com is a leading manufacturer of wired and wireless connectivity products and committed to in-stock availability and same day shipping. Our portfolio includes coaxial cable assemblies, connectors, adapters and custom products as well as lightning and surge protectors, NEMA rated enclosures, and an RF product line which includes antennas, amplifiers, passive, and active components.

The information contained within this document is accurate to the best of our knowledge and representative of the part described herein. It may be necessary to make modifications to the part and/or the documentation of the part in order to impliment improvements. L-com reserves the right to make such changes as required. Unless otherwise stated, all specifications are nominal. L-com does not make any representation or warranty regarding the suitability of the part described herein for any particular purpose, and L-com does not assume liability arising out of the use of any part or document.ontained within this document is accurate to the best of our knowledge and representative of the part described herein. It may be necessary to make modifications to the part and/or the documentation of the part in order to impliment improvements. L-com reserves the right to make such changes as required. Unless otherwise stated, all specifications are nominal. L-com does not make any representation or warranty regarding the suitability of the part described herein for any particular purpose, and L-com does not assume liability arising out of the use of any part or document.

# Low Loss TNC Male to N Female Bulkhead Cable Assembly with Heavy Duty Heat Shrink Boot using LL335i Coax, 6 FT

## L-com CAD Drawing



UNLESS OTHERWISE SPECIFIED LEADING DIMENSIONS ARE INCHES DIMENSIONS IN [ ] ARE MILLIMETERS

**TOLERANCES:**

.X ± .2	[5.08]	FRACTIONS
.XX ± .02	[.51]	± 1/32
.XXX ± .005	[.13]	ANGLES ± 1°

**CABLE LENGTH (L) TOLERANCES:**

L ≤ 12 [305]	± 1 [25] / -0
12 [305] < L ≤ 60 [1524]	± 2 [61] / -0
60 [1524] < L ≤ 120 [3048]	± 4 [102] / -0
120 [3048] < L ≤ 300 [7620]	± 6 [152] / -0
300 [7620] < L	± 9% L / -0

ALL DIMENSIONS SHOWN ARE FOR REFERENCE ONLY.

**L-com™**  
an INFINITE brand

50 High Street, West Mill, 3rd Floor, Suite #30  
North Andover, MA 01845 USA.  
Phone: 1.800.341.5266 | 1.978.682.6936  
Fax: 1.978.689.9484  
Website: www.l-com.com  
E-mail: CustomerService@l-com.com

SIZE A CAGE CODE 43321 DRAWN BY DZINN PART NUMBER LCCA30049

THIRD-ANGLE PROJECTION

THE INFORMATION AND DESIGN IN THIS DOCUMENT IS THE PROPERTY OF L-COM GLOBAL CONNECTIVITY. ALL RIGHTS RESERVED.

SHEET 1 OF 1

SCALE N/A

REV A

**NOTES:**

1. CABLES 36" AND UNDER HAVE 1 LABEL CENTERED. CABLES OVER 36" HAVE 2 LABELS, ONE AT EACH END, 6.0" FROM THE FRONT OF THE CONNECTOR.

THESE COMMODITIES, TECHNOLOGY OR SOFTWARE WERE EXPORTED FROM THE UNITED STATES IN ACCORDANCE WITH THE EXPORT ADMINISTRATION REGULATIONS. DIVERSION CONTRARY TO U.S. LAW PROHIBITED.

T-Rev D