


136-940MHz, 2.5 dBi Gain, Omni-directional Antenna with Magnetic NMO Mount, SMA-Male Connector

## LCANMOB1004-SM



### Features

- Outdoor Rated Omni Directional Antenna
- 2.5 dBi Gain
- Easy to install magnetic mount offering temporary plug and play installation
- NMO Magnetic Mount, Black ABS Radome
- 1.5:1 VSWR Max
- 10 Foot, Black Low-Loss LMR195 Equivalent Cable
- SMA-Male Connector
- Tunable Frequency

### Applications

- Offroad/Overland Vehicles
- Mining/Industrial
- Heavy Equipment
- Commercial Trucking
- Fleet Management
- Farm Equipment

### Description

The L-com LCANMOB1004-SM is an omnidirectional antenna with a magnetic NMO mount specifically designed for high-performance applications. This vertically polarized omni antenna with NMO mount is available in black color. Our high-quality antenna can operate at frequencies ranging from 136 to 940 MHz, which is ideal for indoor low-profile, in-building, and mobile applications. This non-infrastructure antenna has a 2.5 dBi gain, which transmits high-power signals and faster speed. This vertically polarized omni antenna with NMO mount is available in white color.

The LCANMOB1004-SM in-building antenna from L-com features an NMO-type magnetic mount, which is ideal when the portability of the antenna is required. This NMO antenna mount is constructed with a heavy-duty magnet to ensure secure mounting. No drilling is required for the installation of this antenna mount, making it easy to fine-tune the antenna location. The magnetic base is easy to install and offers a temporary plug-and-play installation. Our magnetic mount comes with a SMA male connector and can be used for WLAN, Wi-Fi, public safety, and mobile RF applications.

L-com has one of the largest in-stock selection of omnidirectional antennas with same-day shipment. Use our on-line ordering system to purchase your LCANMOB1004-SM antenna 24 hours a day with same-day shipping and no MOQs (minimum order quantities). For further information on similar products, our expert technical support and knowledgeable sales team can help you get the ideal vertically polarized antenna with a magnetic NMO mount for your requirements.

### Configuration

Design	Omni
Band Type	Single
Radiation Pattern	Omni Directional
Polarization	Vertical
Connector Type	SMA
Number of Ports	1


### Electrical Specifications

Description	Minimum	Typical	Maximum	Units
Frequency Range (Tunable)	136		940	MHz
Operational Bandwidth		5		MHz

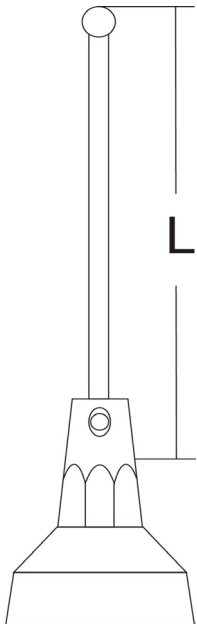
Click the following link (or enter part number in "SEARCH" on website) to obtain additional part information including price, inventory and certifications:  
[136-940MHz, 2.5 dBi Gain, Omni-directional Antenna with Magnetic NMO Mount, SMA-Male Connector LCANMOB1004-SM](#)

136-940MHz, 2.5 dBi Gain, Omni-directional Antenna with  
Magnetic NMO Mount, SMA-Male Connector

**LCANMOB1004-SM**



Input VSWR		1.5:1	
Gain	2.5		dBi
Input Power		50	Watts




Frequency(MHz)	136	138	142	146	150	154	158	162	166
Length(mm)	521	490	476	458	447	434	423	408	395
Frequency(MHz)	170	174	200	210	220	230	240	250	260
Length(mm)	390	383	334	315	297	285	269	259	247
Frequency(MHz)	270	280	290	300	310	320	330	340	350
Length(mm)	238	227	219	208	203	195	185	180	174
Frequency(MHz)	360	370	380	390	400	410	420	430	440
Length(mm)	170	165	160	156	150	148	145	139	136
Frequency(MHz)	450	460	470	480	490	500	510	520	540
Length(mm)	133	128	125	120	115	112	108	107	105
Frequency(MHz)	570	600	630	680	690	720	750	780	800
Length(mm)	101	98	92	89	87	82	77	74	71
Frequency(MHz)	810	820	830	840	850	860	870	880	890
Length(mm)	68	66	65	64	62	61	60	59	58
Frequency(MHz)	900	910	920	930	940				
Length(mm)	57	56	55	54	53				

**Mechanical Specifications**

Radome Material	Stainless Steel
<b>Size</b>	
Length	20.49 in [520.45 mm]
Width	3 in [76.2 mm]
Height	3 in [76.2 mm]
Weight	1.24 lbs [562.45 g]

136-940MHz, 2.5 dBi Gain, Omni-directional Antenna with  
Magnetic NMO Mount, SMA-Male Connector

## LCANMOB1004-SM



### Environmental Specifications

**Compliance Certifications** (see [product page](#) for current document)

### Plotted and Other Data

Notes:

1: Loosen Screw, Sperate Whip and Base.

- 2: Find whip length of correct frequency according to cutting chart.
- 3: Measure the length of the steel whip and cut it from bottom side without cap.
- 4: Re-fix the steel whip and the base with screws.

136-940MHz, 2.5 dBi Gain, Omni-directional Antenna with Magnetic NMO Mount, SMA-Male Connector from L-com has same day shipment for domestic and International orders. Our portfolio includes coaxial cable assemblies, connectors, adapters and custom products as well as lightning and surge protectors, NEMA rated enclosures, and an RF product line which includes antennas, amplifiers, passive, and active components.

The information contained within this document is accurate to the best of our knowledge and representative of the part described herein. It may be necessary to make modifications to the part and/or the documentation of the part in order to impliment improvements. L-com reserves the right to make such changes as required. Unless otherwise stated, all specifications are nominal. L-com does not make any representation or warranty regarding the suitability of the part described herein for any particular purpose, and L-com does not assume liability arising out of the use of any part or document.

# 136-940MHz, 2.5 dBi Gain, Omni-directional Antenna with Magnetic NMO Mount, SMA-Male Connector

## L-com CAD Drawing

