


136-940MHz, 2.5 dBi Gain, Omni-directional Antenna with Magnetic NMO Mount, N-Male Connector

LCANMOB1004-NM



Features

- Outdoor Rated Omni Directional Antenna
- 2.5 dBi Gain
- Easy to install magnetic mount offering temporary plug and play installation
- NMO Magnetic Mount, Black ABS Radome
- 1.5:1 VSWR Max
- 10 Foot, Black Low-Loss LMR195 Equivalent Cable
- N-Male Connector
- Tunable Frequency

Applications

- Offroad/Overland Vehicles
- Mining/Industrial
- Heavy Equipment
- Commercial Trucking
- Fleet Management
- Farm Equipment

Description

The L-com LCANMOB1004-NM is an omnidirectional antenna with a magnetic NMO mount specifically designed for high-performance applications. This vertically polarized omni antenna with NMO mount is available in black color. Our high-quality antenna can operate at frequencies ranging from 136 to 940 MHz, which is ideal for indoor low-profile, in-building, and mobile applications. This non-infrastructure antenna has a 2.5 dBi gain, which transmits high-power signals and faster speed. This vertically polarized omni antenna with NMO mount is available in white color.

The LCANMOB1004-NM in-building antenna from L-com features an NMO-type magnetic mount, which is ideal when the portability of the antenna is required. This NMO antenna mount is constructed with a heavy-duty magnet to ensure secure mounting. No drilling is required for the installation of this antenna mount, making it easy to fine-tune the antenna location. The magnetic base is easy to install and offers a temporary plug-and-play installation. Our magnetic mount comes with an N-type male connector and can be used for WLAN, Wi-Fi, public safety, and mobile RF applications.

L-com has one of the largest in-stock selection of omnidirectional antennas with same-day shipment. Use our on-line ordering system to purchase your LCANMOB1004-NM antenna 24 hours a day with same-day shipping and no MOQs (minimum order quantities). For further information on similar products, our expert technical support and knowledgeable sales team can help you get the ideal vertically polarized antenna with a magnetic NMO mount for your requirements.

Configuration

| | |
|-------------------|------------------|
| Design | Omni |
| Band Type | Single |
| Radiation Pattern | Omni Directional |
| Polarization | Vertical |
| Connector Type | N Male |
| Number of Ports | 1 |


Electrical Specifications

| Description | Minimum | Typical | Maximum | Units |
|---------------------------|---------|---------|---------|-------|
| Frequency Range (Tunable) | 136 | | 940 | MHz |
| Operational Bandwidth | | 5 | | MHz |

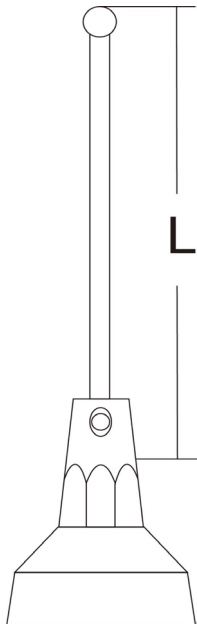
Click the following link (or enter part number in "SEARCH" on website) to obtain additional part information including price, inventory and certifications: [136-940MHz, 2.5 dBi Gain, Omni-directional Antenna with Magnetic NMO Mount, N-Male Connector LCANMOB1004-NM](#)

136-940MHz, 2.5 dBi Gain, Omni-directional Antenna
with Magnetic NMO Mount, N-Male Connector

LCANMOB1004-NM



| | | | |
|-------------|-----|-------|-------|
| Input VSWR | | 1.5:1 | |
| Gain | 2.5 | | dBi |
| Input Power | | 50 | Watts |




| | | | | | | | | | |
|----------------|-----|-----|-----|-----|-----|-----|-----|-----|-----|
| Frequency(MHz) | 136 | 138 | 142 | 146 | 150 | 154 | 158 | 162 | 166 |
| Length(mm) | 521 | 490 | 476 | 458 | 447 | 434 | 423 | 408 | 395 |
| Frequency(MHz) | 170 | 174 | 200 | 210 | 220 | 230 | 240 | 250 | 260 |
| Length(mm) | 390 | 383 | 334 | 315 | 297 | 285 | 269 | 259 | 247 |
| Frequency(MHz) | 270 | 280 | 290 | 300 | 310 | 320 | 330 | 340 | 350 |
| Length(mm) | 238 | 227 | 219 | 208 | 203 | 195 | 185 | 180 | 174 |
| Frequency(MHz) | 360 | 370 | 380 | 390 | 400 | 410 | 420 | 430 | 440 |
| Length(mm) | 170 | 165 | 160 | 156 | 150 | 148 | 145 | 139 | 136 |
| Frequency(MHz) | 450 | 460 | 470 | 480 | 490 | 500 | 510 | 520 | 540 |
| Length(mm) | 133 | 128 | 125 | 120 | 115 | 112 | 108 | 107 | 105 |
| Frequency(MHz) | 570 | 600 | 630 | 680 | 690 | 720 | 750 | 780 | 800 |
| Length(mm) | 101 | 98 | 92 | 89 | 87 | 82 | 77 | 74 | 71 |
| Frequency(MHz) | 810 | 820 | 830 | 840 | 850 | 860 | 870 | 880 | 890 |
| Length(mm) | 68 | 66 | 65 | 64 | 62 | 61 | 60 | 59 | 58 |
| Frequency(MHz) | 900 | 910 | 920 | 930 | 940 | | | | |
| Length(mm) | 57 | 56 | 55 | 54 | 53 | | | | |

Mechanical Specifications

| | |
|-----------------|----------------------|
| Radome Material | Stainless Steel |
| Size | |
| Length | 20.49 in [520.45 mm] |
| Width | 3 in [76.2 mm] |
| Height | 3 in [76.2 mm] |
| Weight | 1.24 lbs [562.45 g] |

136-940MHz, 2.5 dBi Gain, Omni-directional Antenna
with Magnetic NMO Mount, N-Male Connector

LCANMOB1004-NM



Environmental Specifications

Compliance Certifications (see [product page](#) for current document)

Plotted and Other Data

Notes:

1: Loosen Screw, Sperate Whip and Base.

- 2: Find whip length of correct frequency according to cutting chart.
- 3: Measure the length of the steel whip and cut it from bottom side without cap.
- 4: Re-fix the steel whip and the base with screws.

136-940MHz, 2.5 dBi Gain, Omni-directional Antenna with Magnetic NMO Mount, N-Male Connector from L-com has same day shipment for domestic and International orders. Our portfolio includes coaxial cable assemblies, connectors, adapters and custom products as well as lightning and surge protectors, NEMA rated enclosures, and an RF product line which includes antennas, amplifiers, passive, and active components.

The information contained within this document is accurate to the best of our knowledge and representative of the part described herein. It may be necessary to make modifications to the part and/or the documentation of the part in order to impliment improvements. L-com reserves the right to make such changes as required. Unless otherwise stated, all specifications are nominal. L-com does not make any representation or warranty regarding the suitability of the part described herein for any particular purpose, and L-com does not assume liability arising out of the use of any part or document.

136-940MHz, 2.5 dBi Gain, Omni-directional Antenna with Magnetic NMO Mount, N-Male Connector

L-com CAD Drawing

