

902 to 928 MHz, RFID Flat Panel Antenna, 1.5 dBi Gain RP TNC male, EVA Radome, RHCP



LCANFP1023

Features

- High Performance Multi-tag read/write Capabilities
- Lightweight, Concealable Design
- Right Hand Circular Polarized
- 902 to 928 MHz Frequency Range
- 2 Meter Cable
- RP TNC Male Connector

Applications

- Radio Frequency Identification
- Inventory Management
- Access Control
- Data Collection
- Asset Tracking
- Livestock Management

Description

L-Com's LCANFP1023 is a Directional RFID flat panel RHCP antenna. The LCANFP1023 with a 1.5 dBi gain nominal is a Directional antenna. Our 902-928 MHz RP TNC male connector, flat panel antenna has a gain of 1.5 dBi.

With an impedance of 50 Ohms and max input power of 20 Watts, the LCANFP1023 RFID flat panel is well suited for Radio Frequency Identification tag reading applications. Contact L-Com's antenna experts for any assistance on 902-928 MHz, 1.5 dBi RP TNC male connector antennas. This 1.5 dBi gain RFID antenna is highly directional providing the reader radio the capabilities of simultaneously reading a multitude of RFID tags with a high degree of accuracy.

L-Com's RFID LCANFP1023 has a radome made of EVA in Black color and comes from a facility certified to ISO 9001:2015.

This Reverse Polarity TNC connectized Antenna has an overall length of 11 in, width of 5 in, and weighs 0.2866 lbs. Use our on-line ordering system to purchase your LCANFP1023 RFID Directional RHCP antenna 24 hours a day with same-day shipping and no MOQs (minimum order quantities).

Configuration

Design	Flat Panel
Application Band	RFID
Band Type	Single
Radiation Pattern	Directional
Polarization	RHCP
Cable Type	RG316
Connector Type	TNC Male Reverse Polarity
Lightning Protection	DC Grounded

Electrical Specifications

Description	Minimum	Typical	Maximum	Units
Frequency Range	902		928	MHz
Input VSWR			1.5:1	
Impedance		50		Ohms
Gain		1.5		dBi

Click the following link (or enter part number in "SEARCH" on website) to obtain additional part information including price, inventory and certifications:
[902 to 928 MHz, RFID Flat Panel Antenna, 1.5 dBi Gain RP TNC male, EVA Radome, RHCP LCANFP1023](#)

902 to 928 MHz, RFID Flat Panel Antenna, 1.5 dBi
Gain RP TNC male, EVA Radome, RHCP



LCANFP1023

Front to Back Ratio	20		dB
Horizontal (Azimuth) HPBW		100	Degrees
Vertical (Elevation) HPBW		58	Degrees
Input Power		20	Watts

Mechanical Specifications

Radome Material	EVA
Size	
Length	11 in [279.4 mm]
Width	5 in [127 mm]
Height	0.19 in [4.83 mm]
Weight	0.2866 lbs [130 g]

Environmental Specifications


Temperature	
Operating Range	-20 to +65 deg C

Compliance Certifications (see [product page](#) for current document)

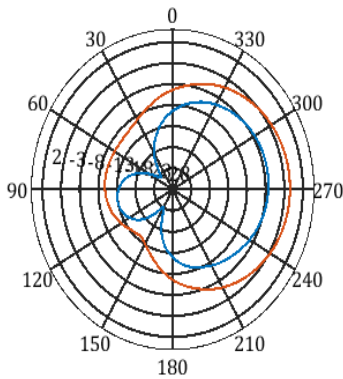
Plotted and Other Data

Notes:

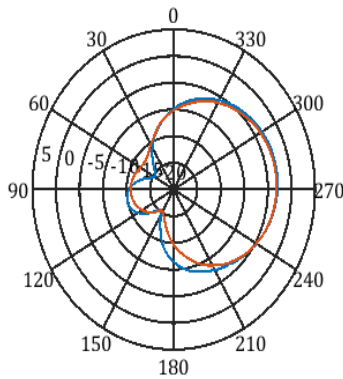
902 to 928 MHz, RFID Flat Panel Antenna, 1.5 dBi Gain RP TNC male, EVA Radome, RHCP



LCANFP1023

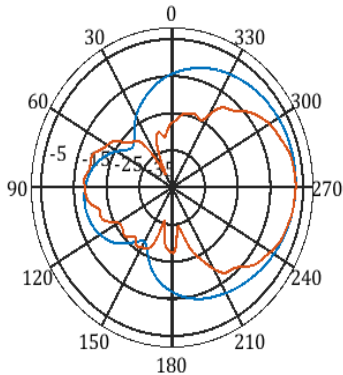


f=900MHz, X-Y Plane



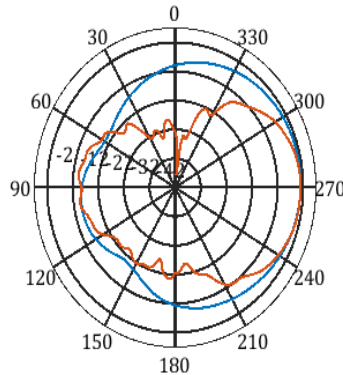
f=910MHz, X-Y Plane

2D Pattern: Co@2-cuts



f=900MHz, Co@2-cuts

2D Pattern: Co@2-cuts



f=910MHz, Co@2-cuts

2D Pattern: @phi=90(Vertical)


n

2D Pattern: @phi=90(Vertical)

n

902 to 928 MHz, RFID Flat Panel Antenna, 1.5 dBi Gain RP TNC male, EVA Radome, RHCP from L-com has same day shipment for

902 to 928 MHz, RFID Flat Panel Antenna, 1.5 dBi
Gain RP TNC male, EVA Radome, RHCP



LCANFP1023

domestic and International orders. Our portfolio includes coaxial cable assemblies, connectors, adapters and custom products as well as lightning and surge protectors, NEMA rated enclosures, and an RF product line which includes antennas, amplifiers, passive, and active components.

The information contained within this document is accurate to the best of our knowledge and representative of the part described herein. It may be necessary to make modifications to the part and/or the documentation of the part in order to impliment improvements. L-com reserves the right to make such changes as required. Unless otherwise stated, all specifications are nominal. L-com does not make any representation or warranty regarding the suitability of the part described herein for any particular purpose, and L-com does not assume liability arising out of the use of any part or document.

L-com CAD Drawing

