

902 to 928 MHz, RFID Flat Panel Antenna, 12 dBi Gain N-Type female, ABS Radome, RHCP



LCANFP1021

Features

- High Performance Multi-tag read/write Capabilities
- Lightweight, Concealable Design
- Right Hand Circular Polarized
- 902 to 928 MHz Frequency Range
- Type N Female Connector

Applications

- Radio Frequency Identification
- Inventory Management
- Access Control
- Data Collection
- Asset Tracking
- Livestock Management

Description

L-Com's LCANFP1021 is a Directional RFID flat panel RHCP antenna. The LCANFP1021 with a 12 dBi gain nominal is a Directional antenna. Our 902-928 MHz N-Type female connector, flat panel antenna has a gain of 12 dBi.

With an impedance of 50 Ohms and max input power of 20 Watts, the LCANFP1021 RFID flat panel is well suited for Radio Frequency Identification tag reading applications. Contact L-Com's antenna experts for any assistance on 902-928 MHz, 12 dBi N-Type female connector antennas. This 12 dBi gain RFID antenna is highly directional providing the reader radio the capabilities of simultaneously reading a multitude of RFID tags with a high degree of accuracy.

L-Com's RFID LCANFP1021 has a radome made of ABS in White color and comes from a facility certified to ISO 9001:2015. RHCP flat panel antenna comes with mounting hardware and ABS radome. The included hardware along with Threaded female connector and ABS radome, makes installation effortless.

This N-Type connected Antenna has an overall length of 15 in, width of 15 in, and weighs 4. lbs. Use our on-line ordering system to purchase your LCANFP1021 RFID Directional RHCP antenna 24 hours a day with same-day shipping and no MOQs (minimum order quantities).

Configuration

Design	Flat Panel
Application Band	RFID
Band Type	Single
Radiation Pattern	Directional
Polarization	RHCP
Connector Type	N Female
Lightning Protection	DC Grounded

Electrical Specifications

Description	Minimum	Typical	Maximum	Units
Frequency Range	902		928	MHz
Input VSWR			1.3:1	
Impedance		50		Ohms

Click the following link (or enter part number in "SEARCH" on website) to obtain additional part information including price, inventory and certifications:
[902 to 928 MHz, RFID Flat Panel Antenna, 12 dBi Gain N-Type female, ABS Radome, RHCP LCANFP1021](#)

902 to 928 MHz, RFID Flat Panel Antenna, 12 dBi
Gain N-Type female, ABS Radome, RHCP



LCANFP1021

Gain	12	dBi
Front to Back Ratio	17	dB
Horizontal (Azimuth) HPBW	40	Degrees
Vertical (Elevation) HPBW	38	Degrees
Input Power	20	Watts

Mechanical Specifications

Radome Material	ABS
Size	
Length	15 in [381 mm]
Width	15 in [381 mm]
Height	1 in [25.4 mm]
Weight	4 lbs [1.81 kg]

Environmental Specifications

Temperature	
Operating Range	-40 to +60 deg C
Wind Survivability	134.22 MPH [216.01 KPH]

Compliance Certifications (see [product page](#) for current document)

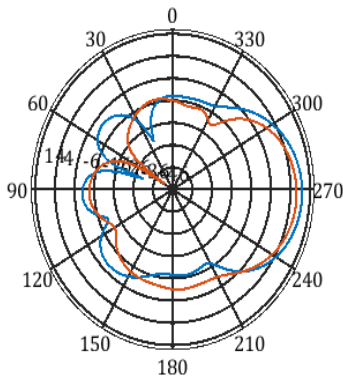
Plotted and Other Data

Notes:

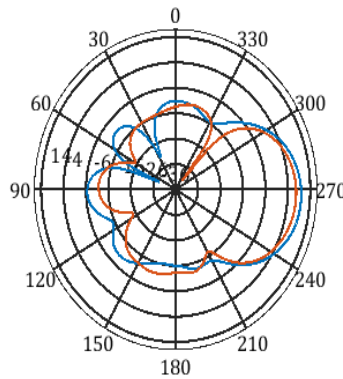
902 to 928 MHz, RFID Flat Panel Antenna, 12 dBi
Gain N-Type female, ABS Radome, RHCP



LCANFP1021

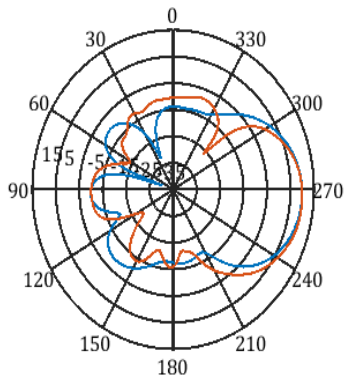


f=900MHz, X-Y Plane



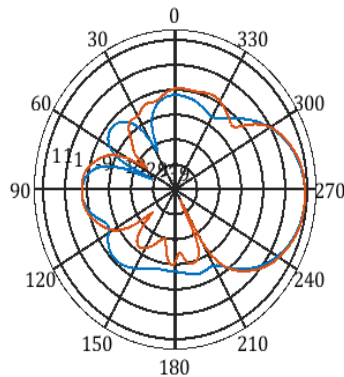
f=925MHz, X-Y Plane

2D Pattern: Co@2-cuts



f=900MHz, Co@2-cuts

2D Pattern: Co@2-cuts



f=925MHz, Co@2-cuts

2D Pattern: @phi=90(Vertical)

n

902 to 928 MHz, RFID Flat Panel Antenna, 12 dBi Gain N-Type female, ABS Radome, RHCP from L-com has same day shipment for

902 to 928 MHz, RFID Flat Panel Antenna, 12 dBi
Gain N-Type female, ABS Radome, RHCP

LCANFP1021



domestic and International orders. Our portfolio includes coaxial cable assemblies, connectors, adapters and custom products as well as lightning and surge protectors, NEMA rated enclosures, and an RF product line which includes antennas, amplifiers, passive, and active components.

The information contained within this document is accurate to the best of our knowledge and representative of the part described herein. It may be necessary to make modifications to the part and/or the documentation of the part in order to impliment improvements. L-com reserves the right to make such changes as required. Unless otherwise stated, all specifications are nominal. L-com does not make any representation or warranty regarding the suitability of the part described herein for any particular purpose, and L-com does not assume liability arising out of the use of any part or document.

L-com CAD Drawing

