


Embedded 824-960/1710-1990/2170 MHz PCB Antenna, 2 dBi gain, IPEX Connector



## HG821-3PU-100IPEX

### Features

- Highly efficient printed circuit board (PCB) design
- Designed for omni-directional applications
- Low profile, compact size
- IPEX connector

### Applications

- Integrate into self contained wireless equipment
- Embedded applications requiring integration flexibility
- Multiband cellular frequencies

### Description

The HG821-3PU-100IPEX is a multiband omnidirectional antenna designed to integrate into devices requiring wireless capability. By embedding these antennas directly into a device, the need for external antennas is eliminated. The omni-directional radiation pattern makes it ideal for multipoint and mobile wireless systems.

### Configuration

Cable Type	1.13mm
Connector Type	IPEX

### Electrical Specifications

Description	Minimum	Typical	Maximum	Units
Input VSWR			2:1	
Impedance		50		Ohms
Gain			2	

### Specifications by Band

Description	Band 1	Band 2	Band 3	Band 4	Band 5	Units
Range	824-960	1,710-2,200				MHz

### Mechanical Specifications


<b>Size</b>	
Length	3.18898 in [81 mm]
Width	0.826772 in [21 mm]

### Environmental Specifications

<b>Temperature</b>	
Operating Range	-30 to +85 deg C

Click the following link (or enter part number in "SEARCH" on website) to obtain additional part information including price, inventory and certifications:  
[Embedded 824-960/1710-1990/2170 MHz PCB Antenna, 2 dBi gain, IPEX Connector HG821-3PU-100IPEX](#)

Embedded 824-960/1710-1990/2170 MHz PCB  
Antenna, 2 dBi gain, IPEX Connector



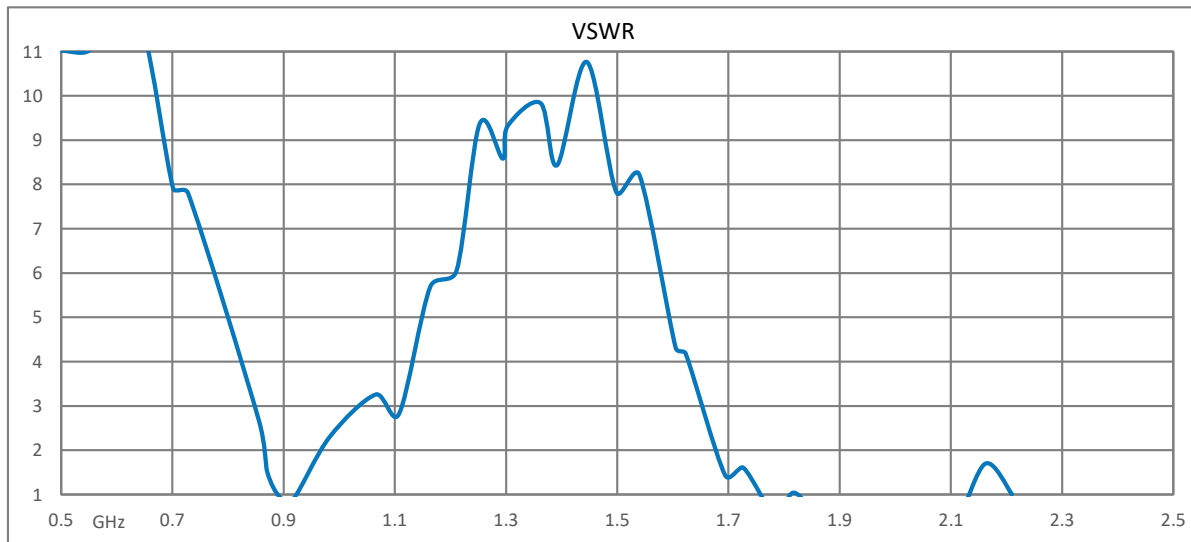
## HG821-3PU-100IPEX

**Compliance Certifications** (see [product page](#) for current document)

### Plotted and Other Data

Notes:

### Typical Radiation Pattern



Embedded 824-960/1710-1990/2170 MHz PCB Antenna, 2 dBi gain, IPEX Connector from L-com has same day shipment for domestic and International orders. Our portfolio includes coaxial cable assemblies, connectors, adapters and custom products as well as lightning and surge protectors, NEMA rated enclosures, and an RF product line which includes antennas, amplifiers, passive, and active components.

The information contained within this document is accurate to the best of our knowledge and representative of the part described herein. It may be necessary to make modifications to the part and/or the documentation of the part in order to impliment improvements. L-com reserves the right to make such changes as required. Unless otherwise stated, all specifications are nominal. L-com does not make any representation or warranty regarding the suitability of the part described herein for any particular purpose, and L-com does not assume liability arising out of the use of any part or document.

L-com CAD Drawing

