

## Hyperlink 4.9-5.8 GHz Dual Polarized 180 Degree Sector Antenna Model: HG5813DP-180

### Features

- MIMO – Multiple-Input and Multiple-Output
- Dual Polarity feed system in single enclosure
- Two integral N-Female connectors
- Includes stainless steel mounting hardware
- UV-resistant radome for all-weather operation

### Applications

- 4.9/5.1/5.3/5.4/5.8 GHz Wireless LAN systems
- 5.8 GHz UNII and ISM applications
- MIMO PtMP 1x2, 2x2 base station
- Supports IEEE 802.11a/n applications
- WiMAX, WISP, WiFi, Mobile Communication, Cell-sites



### Description

The HG5813DP-180 Sectorial Panel Antenna combines vertical and horizontal polarization with high gain over a broadband frequency in a single enclosure. It is a professional quality cell-site antenna designed primarily for MIMO point-to-multipoint base station applications in the 4.9 GHz to 5.8 GHz frequency bands. The HG5813DP-180 stands out from the competition since they are true 180 degree dual polarized sector antennas which feature patent pending technology.

This antenna incorporates advanced dual polarization technology that allows for the interoperability of two radio transmit and receive paths. This technology allows for the attenuation of unwanted signals from adjacent channels and/or co-located equipment.



### Rugged and Weatherproof

This antenna features a heavy-duty UV-resistant plastic radome for all-weather operation. The HG5813DP-180 antenna is supplied with a stainless steel tilt and swivel mast mount kit. This allows installation at various degrees of up/down tilt for easy alignment.

## Specifications

### Electrical Specifications

<b>Frequency Range</b>	4900-5850 MHz
<b>Gain (V pol)</b>	13 dBi
<b>Polarization</b>	Vertical and Horizontal (Dual)
<b>VSWR</b>	≤ 1.8
<b>Vertical Beamwidth (-3 dBi)</b>	7°
<b>Horizontal Beamwidth (-3 dBi)</b>	180°
<b>F/B Ratio</b>	11 dB
<b>Port to Port Isolation</b>	> 28 dB
<b>Max. Input Power</b>	100 watts
<b>Input Impedance</b>	50 Ohm
<b>Lightning Protection</b>	DC Ground

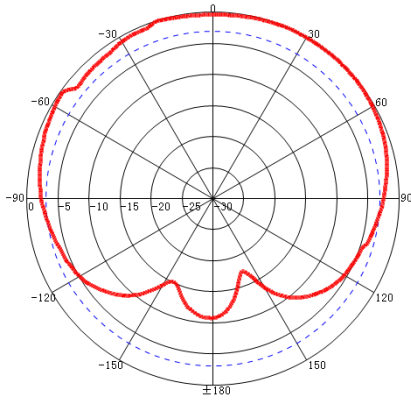
### Mechanical Specifications

<b>Connector Interface</b>	N-Female (2x)
<b>Dimensions</b>	36.2 x 4.7 x 2.5 in (920 x 120 x 65mm)
<b>Weight</b>	6.61 lbs (3.0 kg)
<b>Mounting Mast Size (Dia.)</b>	1.2-2.0 in. (30-50mm)
<b>Operating Temperature</b>	-40°C ~ +60°C (-40°F ~ +140°F)
<b>Rated Wind Velocity</b>	130mph (210km/h)
<b>RoHS Compliant</b>	Yes

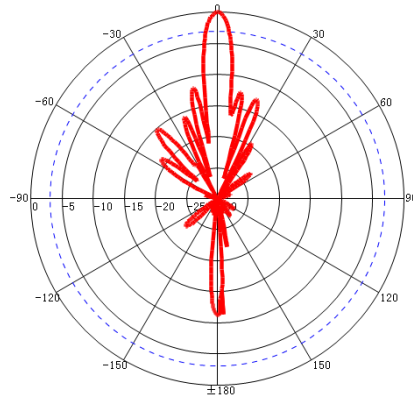
### Wind Loading Data

<b>Wind Speed (MPH)</b>	<b>Loading – Front</b>	<b>Loading - Side</b>
100	60.4 lbs	32.7 lbs
125	94.4 lbs	51.2 lbs

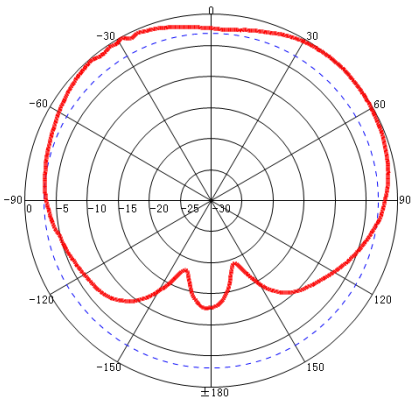
**RF Antenna Patterns – Horizontal Polarized**



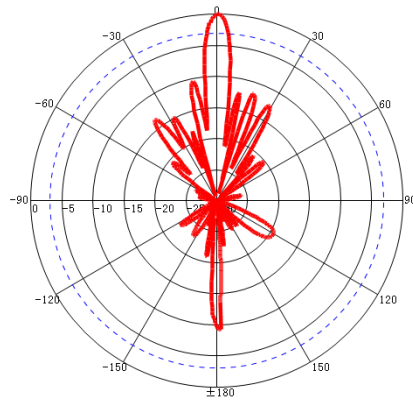
**H-Plane: 4900 MHz**



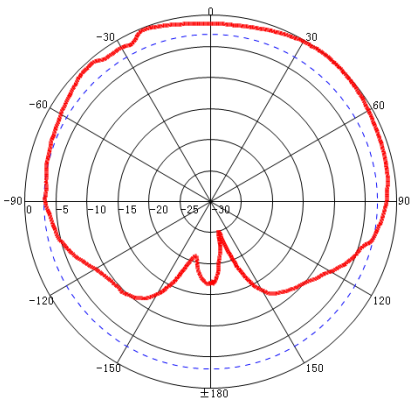
**V-Plane: 4900 MHz**



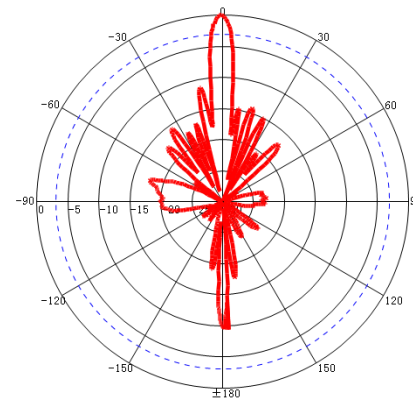
**H-Plane: 5400 MHz**



**V-Plane: 5400 MHz**

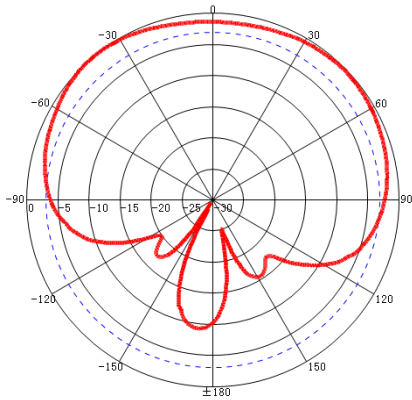


**H-Plane: 5850 MHz**

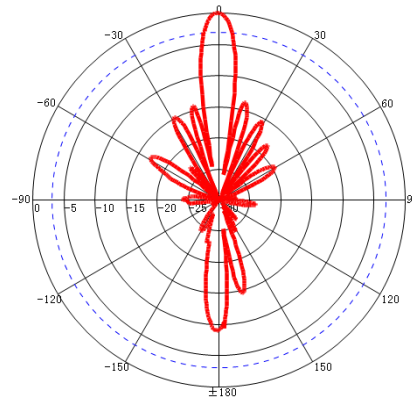


**V-Plane: 5850 MHz**

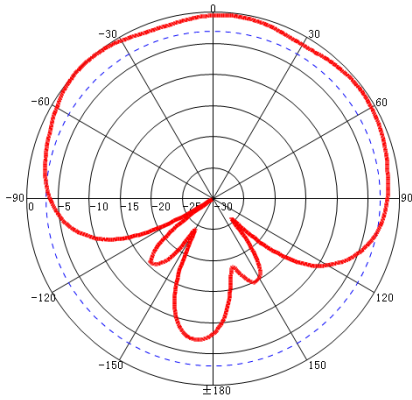
### RF Antenna Patterns – Vertical Polarized



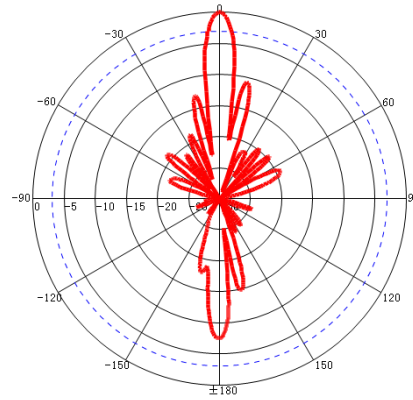
**H-Plane: 4900 MHz**



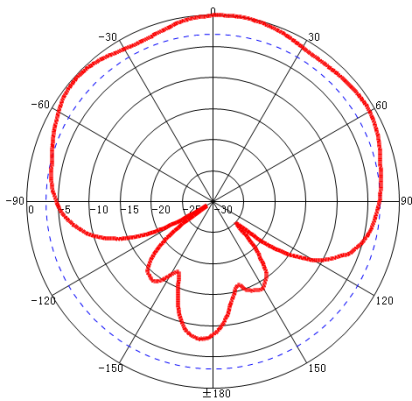
**V-Plane: 4900MHz**



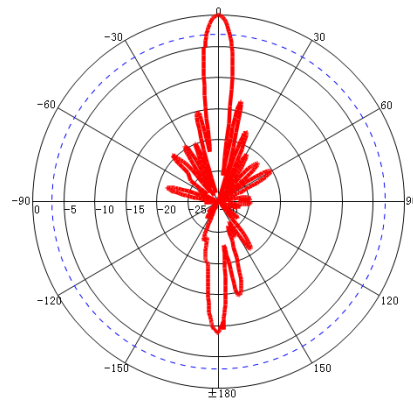
**H-Plane: 5400 MHz**



**V-Plane: 5400 MHz**



**H-Plane: 5850 MHz**



**V-Plane: 5850 MHz**