

HyperLink Wireless 4.9-5.8GHz Dual Polarized Flat Panel Antenna Model: HG4958-19DP

Features

- MIMO – Multiple-Input and Multiple-Output
- Dual Polarity feed system in single enclosure
- Two integrated diversity antennas
- UV-resistant radome for all-weather operation

Applications

- 4.9-5.8 GHz Wireless LAN systems
- Supports 1x2, 2x2 MIMO AP/Router
- Supports IEEE 802.11 a/n applications
- WiMAX, WISP, WiFi, Mobile Communication
- Homeland Security and Public Safety band



Description

Superior Performance

The HyperLink HG4958DP-19P Flat Panel Antenna combines vertical and horizontal polarization with high gain over broadband frequency in a single enclosure. It is a professional quality antenna designed primarily for MIMO point-to-multipoint and point-to-point applications in the 4.9 GHz to 5.8 GHz frequency bands. The HG4958DP-19P supports 802.11a/n and MIMO applications.

Rugged and Weatherproof

This aesthetically pleasing antenna features a heavy-duty UV-resistant plastic radome ideal for all-weather indoor and outdoor operation. The HG4958-19DP antenna is supplied with a tilt and swivel mast mount kit. This allows quick installation at various degrees of up/down tilt for easy alignment.



Specifications

Mechanical Specifications

Connector Interface	N-Female (2x)
Radome Material	Gray ASA
Dimensions	12.40" x12.40"x0.98" (315x315x25mm)
Weight	3.5 lbs (1.6kg including the bracket)
Mounting Mast Size (Dia.)	0.75-2.00 in. (19-50 mm)
Rated Wind Velocity	130mph (210km/h)
RoHS Compliant	Yes

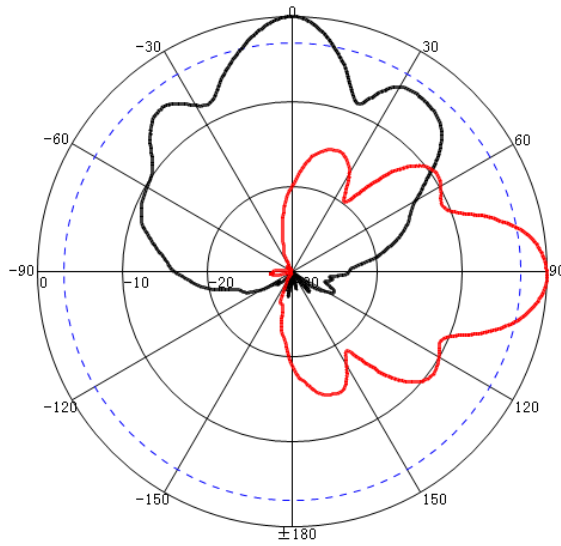
Electrical Specifications

Frequency Range	4900-5850 MHz
Gain	19dBi
Polarization	Vertical and Horizontal
Max VSWR	<1.8
V pol Horizontal Beamwidth	86°
H pol Horizontal Beamwidth	75°
Vertical Beamwidth	23°
F/B Ratio	>25dB
Cross-pol Isolation	>28dB
Max. Input Power	10 watts
Lightning Protection	DC Ground
Input Impedance	50 Ohm

Wind Loading Data

Wind Speed (MPH)	Loading
100	54 lbs.
125	85 lbs.

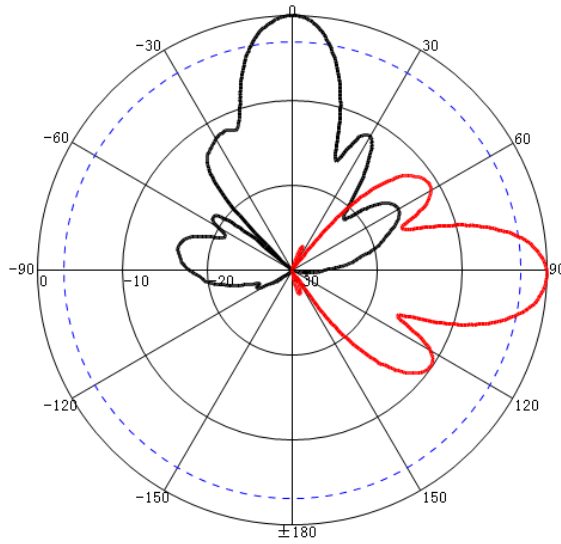
RF Antenna Patterns – H-Pol



Freq:4900MHz
Date:2013-11-20
Elevation:H-plane
Polar-Across:Main
Polarization:V-plane
Max:-16.33dB
HPBW(3dB):22.77°
FBR:27.01dB

Freq:4900MHz
Date:2013-11-20
Elevation:V-plane
Polar-Across:Main
Polarization:Horizontal
Max:-18.30dB
HPBW(3dB):23.54°
FBR:27.25dB

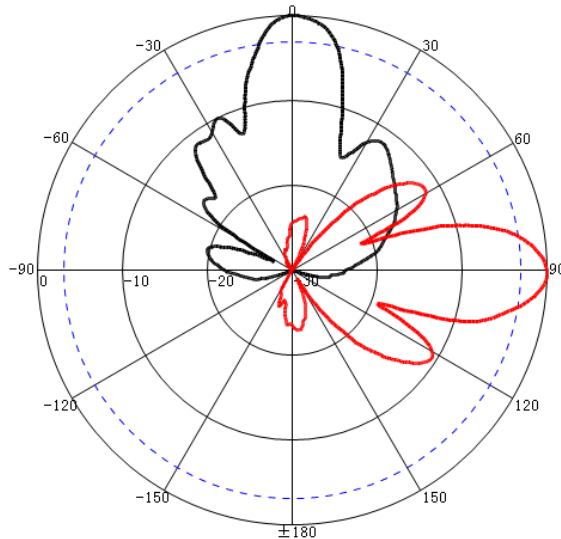
Gain:13.13dBi



Freq:5400MHz
Date:2013-11-20
Elevation:H-plane
Polar-Across:Main
Polarization:V-plane
Max:-18.24dB
HPBW(3dB):19.56°
FBR:32.24dB

Freq:5400MHz
Date:2013-11-20
Elevation:V-plane
Polar-Across:Main
Polarization:Horizontal
Max:-19.78dB
HPBW(3dB):19.62°
FBR:31.27dB

Gain:17.22dBi

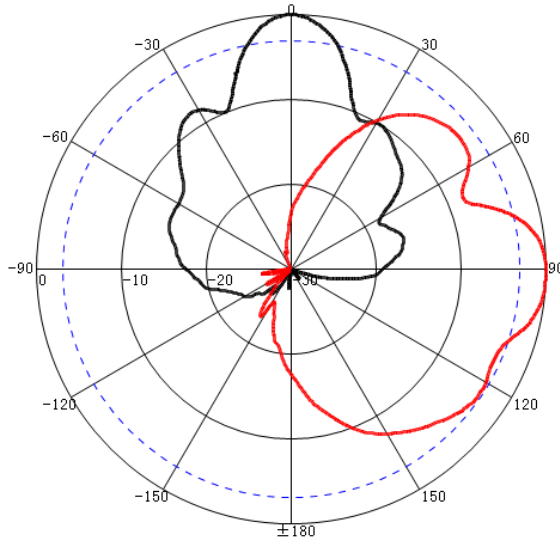


Freq:5850MHz
Date:2013-11-20
Elevation:H-plane
Polar-Across:Main
Polarization:V-plane
Max:-20.68dB
HPBW(3dB):19.40°
FBR:32.88dB

Freq:5850MHz
Date:2013-11-20
Elevation:V-plane
Polar-Across:Main
Polarization:Horizontal
Max:-23.02dB
HPBW(3dB):17.64°
FBR:37.07dB

Gain:17.30dBi

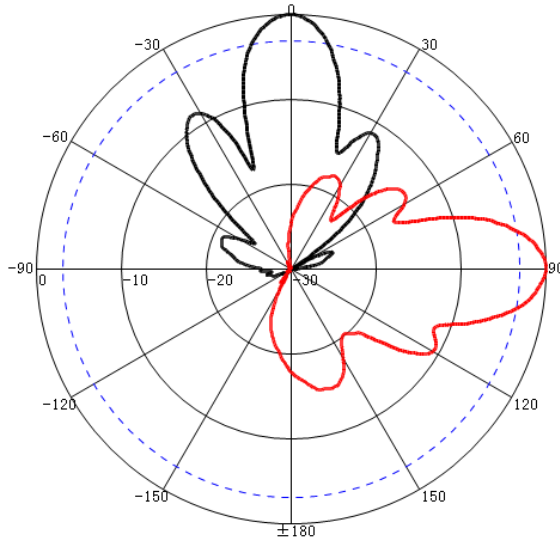
RF Antenna Patterns – V-Pol



Freq:4900MHz
Date:2013-11-20
Elevation:H-plane
Polar-Across:Main
Polarization:Vertical
Max:-18.64dB
HPBW(3dB):22.60°
FBR:27.59dB

Freq:4900MHz
Date:2013-11-20
Elevation:V-plane
Polar-Across:Main
Polarization:Vertical
Max:-17.31dB
HPBW(3dB):31.39°
FBR:26.40dB

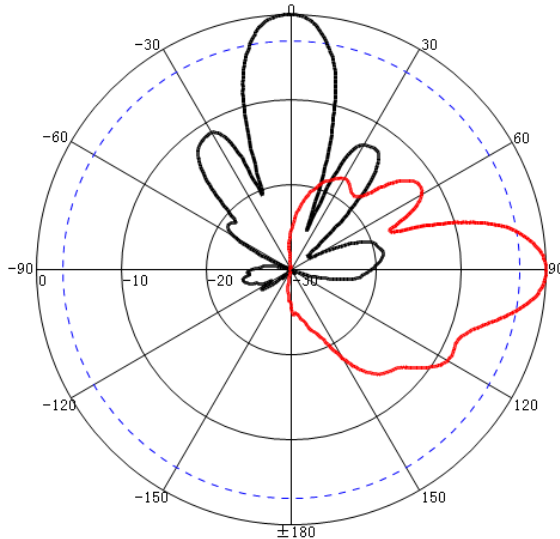
Gain:12.37dBi



Freq:5400MHz
Date:2013-11-20
Elevation:H-plane
Polar-Across:Main
Polarization:Vertical
Max:-18.61dB
HPBW(3dB):18.99°
FBR:31.50dB

Freq:5400MHz
Date:2013-11-20
Elevation:V-plane
Polar-Across:Main
Polarization:Vertical
Max:-18.43dB
HPBW(3dB):19.43°
FBR:30.05dB

Gain:17.07dBi



Freq:5850MHz
Date:2013-11-20
Elevation:H-plane
Polar-Across:Main
Polarization:Vertical
Max:-21.89dB
HPBW(3dB):19.29°
FBR:31.32dB

Freq:5850MHz
Date:2013-11-20
Elevation:V-plane
Polar-Across:Main
Polarization:Vertical
Max:-21.33dB
HPBW(3dB):19.54°
FBR:31.72dB

Gain:17.13dBi