

HyperLink Wireless Multi-Band 2.4/4.9-5.8 GHz  
Flat Panel Antenna Model: HG2458-11P



## HG2458-11P

### Features

- Multi-band operation: 2.4 GHz and 4.9 GHz to 5.8 GHz
- 2.4 GHz and 4.9-5 GHz internal antennas coupled to a single feed
- Durable UV-stable, UL flame rated radome with integral mounting flanges
- N-Female connector
- Optional tilt-and-swivel pole mount kit available

### Applications

- 2.4/4.9/5.1/5.3/5.4/5.8 GHz Wireless LAN systems
- IEEE 802.11a/b/g/n applications
- 2.4 GHz and 5.8 GHz wireless video systems
- Homeland security and public safety services
- Ideal for Multi-Band radios (802.11a/b/g/n)

### Description

The Hyperlink HG2458-11P is a high performance multi-band directional flat patch antenna suitable for indoor and outdoor applications in the 2.4GHz (2400-2500 MHz) and 4.9-5.8 GHz (4900-5850 MHz) band. The multi-band design of this antenna eliminates the need to purchase different antennas for each frequency. This simplifies installations since the same antenna can be used for a wide array of wireless applications. The HG2458-11P is actually two antennas in one. A 2.4 GHz antenna and a 4.9-5.8 GHz antenna coupled to a single feed. Since many dual-band 802.11a/b/g radios share a single antenna, the HG2458-11P can split these signals so that the two separate internal antennas can be used to improve performance. The HG2458-11P can also receive separate 2.4 GHz and 4.9-5 GHz signals and combine them into a single feed. These features makes this antenna ideal for mixed IEEE 802.11a, 802.11b and 802.11g wireless LANs, Bluetooth®, and public wireless hotspots. The HG2458-11P is lightweight and features a durable aesthetic UVstable, UL flame rated white plastic radome which can also be painted to match the room or building structure. Integral mounting flanges ease installation. In addition, the optional HGX-PMT06 can be purchased for mounting the HG2458-11P to 1.2" to 2" diameter masts. This mounting kit attaches directly to the back of the antenna.

### Configuration

Design	Panel
Application Band	WLAN
Band Type	Multi
Radiation Pattern	Directional
Polarization	Vertical
Connector Type	N Female
Number of Ports	1
Lightning Protection	DC Ground

### Electrical Specifications

Description	Minimum	Typical	Maximum	Units
Input VSWR			2:1	
Impedance		50		Ohms
Front to Back Ratio	25			dB
Input Power			10	Watts

Click the following link (or enter part number in "SEARCH" on website) to obtain additional part information including price, inventory and certifications:  
[HyperLink Wireless Multi-Band 2.4/4.9-5.8 GHz Flat Panel Antenna Model: HG2458-11P HG2458-11P](#)

HyperLink Wireless Multi-Band 2.4/4.9-5.8 GHz  
Flat Panel Antenna Model: HG2458-11P



## HG2458-11P

### Specifications by Band

Description	Band 1	Band 2	Band 3	Band 4	Band 5	Units
Range	2.4 to 2.5	4.9 to 5.8				GHz
Gain	9	11				dBi
Horizontal HPBW	66	40				Degrees
Vertical HPBW	85	55				Degrees
Maximum Input Power	10					Watts

### Mechanical Specifications

Radome Material	ASA
<b>Size</b>	
Length	7.8 in [198.12 mm]
Width	7.8 in [198.12 mm]
Height	1.4 in [35.56 mm]
Mounting Mast Diameter	1.2 to 2 in [30.48 to 50.80 mm]
Weight	1.5 lbs [680.39 g]
Mechanical Specification Notes:	
Radome material is UV-resistant ASA.	

### Environmental Specifications

<b>Temperature</b>	
Operating Range	-40 to +60 deg C
Wind Survivability	130.5 MPH [210.02 KPH]
Wind Loading	Front 20 lbs, Side 4 lbs, at 100 mph Front 32 lbs, Side 6 lbs, at 125 mph

**Compliance Certifications** (see [product page](#) for current document)

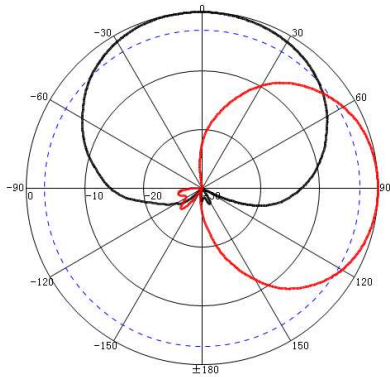
### Plotted and Other Data

Notes:

HyperLink Wireless Multi-Band 2.4/4.9-5.8 GHz  
Flat Panel Antenna Model: HG2458-11P



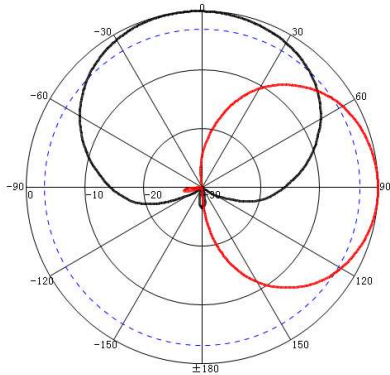
**HG2458-11P**



Freq:2400MHz  
Date:2014-01-22  
Elevation:H-plane  
Polar-Across:Main  
Polarization:Vertical  
Max:-19.97dB  
HPBW(3dB):90.61°  
FBR:26.92dB

Freq:2400MHz  
Date:2014-01-22  
Elevation:V-plane  
Polar-Across:Main  
Polarization:Vertical  
Max:-20.02dB  
HPBW(3dB):67.34°  
FBR:25.92dB

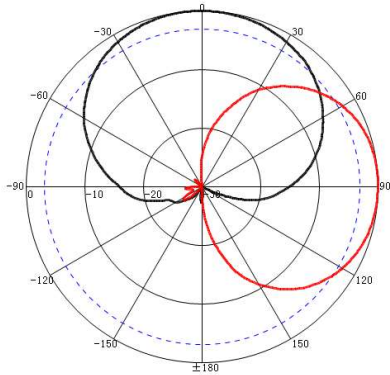
Gain:8.51dBi



Freq:2450MHz  
Date:2014-01-22  
Elevation:H-plane  
Polar-Across:Main  
Polarization:Vertical  
Max:-18.91dB  
HPBW(3dB):88.06°  
FBR:26.37dB

Freq:2450MHz  
Date:2014-01-22  
Elevation:V-plane  
Polar-Across:Main  
Polarization:Vertical  
Max:-18.31dB  
HPBW(3dB):66.00°  
FBR:26.91dB

Gain:8.74dBi



Freq:2500MHz  
Date:2014-01-22  
Elevation:H-plane  
Polar-Across:Main  
Polarization:Vertical  
Max:-18.69dB  
HPBW(3dB):85.74°  
FBR:27.20dB

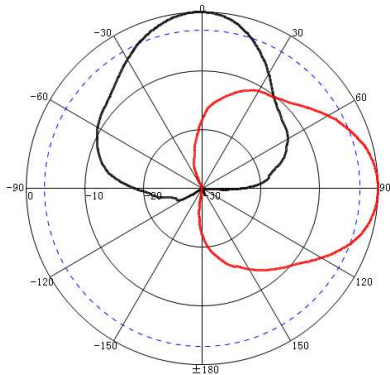
Freq:2500MHz  
Date:2014-01-22  
Elevation:V-plane  
Polar-Across:Main  
Polarization:Vertical  
Max:-18.61dB  
HPBW(3dB):66.64°  
FBR:26.69dB

Gain:8.75dBi

HyperLink Wireless Multi-Band 2.4/4.9-5.8 GHz  
Flat Panel Antenna Model: HG2458-11P



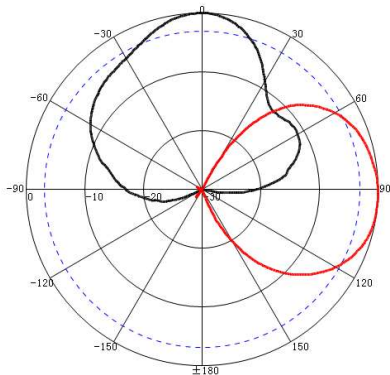
**HG2458-11P**



Freq:4900MHz  
Date:2014-01-22  
Elevation:H-plane  
Polar-Across:Main  
Polarization:Vertical  
Max:-21.34dB  
HPBW(3dB):41.36°  
FBR:28.85dB

Freq:4900MHz  
Date:2014-01-22  
Elevation:V-plane  
Polar-Across:Main  
Polarization:Vertical  
Max:-19.73dB  
HPBW(3dB):41.86°  
FBR:30.18dB

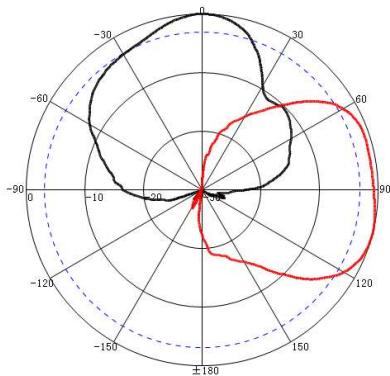
Gain:11.79dBi



Freq:5400MHz  
Date:2014-01-22  
Elevation:H-plane  
Polar-Across:Main  
Polarization:Vertical  
Max:-27.00dB  
HPBW(3dB):39.98°  
FBR:31.68dB

Freq:5400MHz  
Date:2014-01-22  
Elevation:V-plane  
Polar-Across:Main  
Polarization:Vertical  
Max:-25.13dB  
HPBW(3dB):54.45°  
FBR:28.99dB

Gain:11.42dBi



Freq:5850MHz  
Date:2014-01-22  
Elevation:H-plane  
Polar-Across:Main  
Polarization:Vertical  
Max:-30.19dB  
HPBW(3dB):43.65°  
FBR:28.43dB

Freq:5850MHz  
Date:2014-01-22  
Elevation:V-plane  
Polar-Across:Main  
Polarization:Vertical  
Max:-27.19dB  
HPBW(3dB):65.20°  
FBR:29.40dB

Gain:10.79dBi

HyperLink Wireless Multi-Band 2.4/4.9-5.8 GHz Flat Panel Antenna Model: HG2458-11P from L-com has same day shipment for

HyperLink Wireless Multi-Band 2.4/4.9-5.8 GHz  
Flat Panel Antenna Model: HG2458-11P

## HG2458-11P



domestic and International orders. Our portfolio includes coaxial cable assemblies, connectors, adapters and custom products as well as lightning and surge protectors, NEMA rated enclosures, and an RF product line which includes antennas, amplifiers, passive, and active components.

The information contained within this document is accurate to the best of our knowledge and representative of the part described herein. It may be necessary to make modifications to the part and/or the documentation of the part in order to impliment improvements. L-com reserves the right to make such changes as required. Unless otherwise stated, all specifications are nominal. L-com does not make any representation or warranty regarding the suitability of the part described herein for any particular purpose, and L-com does not assume liability arising out of the use of any part or document.

L-com CAD Drawing

