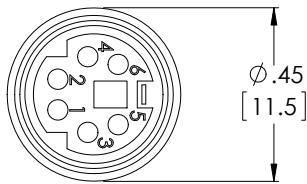
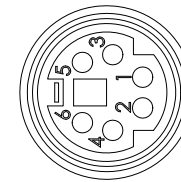
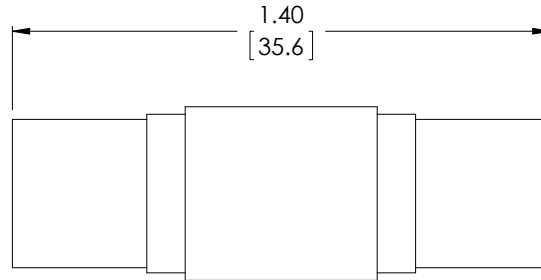


THE INFORMATION CONTAINED IN THIS DRAWING IS THE SOLE PROPERTY OF L-COM, INC. ANY REPRODUCTION IN PART OR WHOLE WITHOUT THE WRITTEN PERMISSION OF L-COM, INC. IS PROHIBITED.

REVISIONS			
REV	DESCRIPTION	DATE	APPROVED
A	DRAWING REPLACES DMB536F-OD1	9/30/14	D. DESJARDIN



"J1"
2X 6 CONTACT MINI DIN
RECEPTACLE



"J2"

WIRING MAP	
"J1" MINI DIN 6	"J2" MINI DIN 6
1	1
2	2
3	3
4	4
5	5
6	6
SHELL	SHELL

NOTES:

1. NICKEL PLATED BRASS HOUSING PROVIDES COMPLETE 360° SHIELDING.
2. CONTACT MATING SURFACES: GOLD PLATED.
3. COMPONENT SHALL BE TESTED FOR CONTINUITY.
4. COMPONENT SHALL BE INDIVIDUALLY PACKAGED IN ACCORDANCE WITH L-COM SPECIFICATION PS-0031.

REGULATORY COMPLIANCE:
CE2011/65/EU(RoHS DIRECTIVE)

UNLESS OTHERWISE SPECIFIED, DIMENSIONS ARE IN INCHES [mm] OVERALL CABLE LENGTH TOLERANCE: ≤12 [305] = +1 [25] / -0 >12 [305] ≤60 [1524] = +2 [51] / -0 >60 [1524] ≤120 [3048] = +4 [102] / -0 >120 [3048] ≤300 [7620] = +6 [152] / -0 >300 [7620] = +5% / -0%	APPROVALS	DATE		45 BEECHWOOD DRIVE NORTH ANDOVER, MA 01845
	DRAWN BY TJC	1/2/02		
ALL OTHER DIMENSIONAL TOLERANCES: .X = ±.2 [5.08] .XX = ±.02 [51] .XXX = ±.005 [13]	CHECKED BY DFP	1/3/02	CATEGORY	
	APPROVED BY CM	1/4/02	D-SUBMINIATURE	
PROJECTION 	CONFIGURATION DETAILS OF UNDIMENSIONED FEATURES MAY VARY		PRODUCT DESCRIPTION	
COLOR VARIATIONS MAY OCCUR	SIZE A	FSCM NO. 43321	DWG. NO. DMB536F	REV. A
SCALE: NONE		CAD FILE: DMB536F.SLDDRW		SHEET 1 OF 1