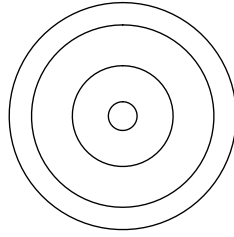
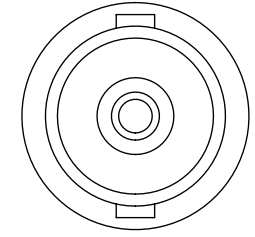
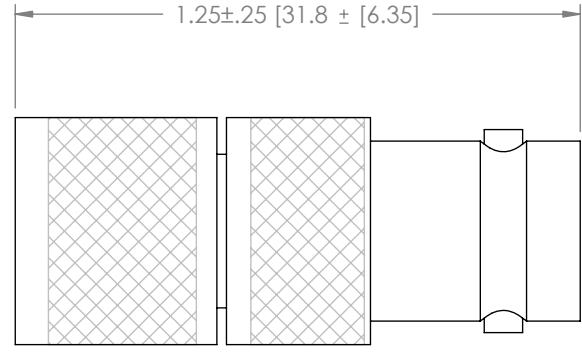


THE INFORMATION CONTAINED IN THIS DRAWING IS THE SOLE PROPERTY OF L-COM, INC. ANY REPRODUCTION IN PART OR WHOLE WITHOUT THE WRITTEN PERMISSION OF L-COM, INC. IS PROHIBITED.

REVISIONS			
REV	DESCRIPTION	DATE	CHANGED BY
A	INITIAL RELEASE	05/01/03	MCCORMICK
B	REVISED OVERALL LENGTH AND TOL FROM 1.18 (ECN# 1565)	10/20/03	MCCORMICK
C	ECN 3134: UPDATE DWG FORMAT	12/31/07	D.GRIFFIN



MINI UHF PLUG



BNC JACK

SPECIFICATIONS:

**MATERIALS:**  
 SHELL: BRASS  
 CONTACTS: BRASS  
 INSULATOR: TEFLON OR DELRIN  
 CENTER PIN: BRASS

**FINISH:**  
 SHELL: NICKEL PLATE  
 CONTACT: NICKEL PLATE  
 CENTER PIN: GOLD PLATE

**ELECTRICAL:**  
 NOMINAL IMPEDANCE: 50 ohm

**RoHS Compliant** ✓

UNLESS OTHERWISE SPECIFIED, DIMENSIONS ARE IN INCHES [mm] TOLERANCES TO BE: .X ±.1 [2.5] .XX ±.01 [.25] .XXX ±.005 [.13] ANGLES ±2° OVERALL CABLE LENGTH TOL: ≤ 60 [1524] +3 [76.2] / -0 > 60 [1524] +5% / -0%	APPROVALS	DATE
	DRAWN BY C.MCCORMICK	05/01/2003
	CHECKED BY D.PARHAM	05/01/2003
	APPROVED BY R.CARRICK	05/02/2003
PROJ	CONFIGURATION DETAILS OF UNDIMENSIONED FEATURES MAY VARY	

	45 BEECHWOOD DRIVE NORTH ANDOVER, MA 01845	
	CATEGORY	COAXIAL
PRODUCT DESCRIPTION		MINI UHF PLUG TO BNC JACK
SIZE	FSCM NO.	DWG. NO.
<b>A</b>	<b>43321</b>	<b>BA883</b>
SCALE: NONE		CAD FILE: BA883.SLDDRW
SHEET 1 OF 1		REV. <b>C</b>