

Low Loss N Female Bulkhead to TNC Male Right Angle Cable Assembly using LMR-240-DB Coax, 3 FT with Times Microwave Components



LCCA30288-FT3

Configuration

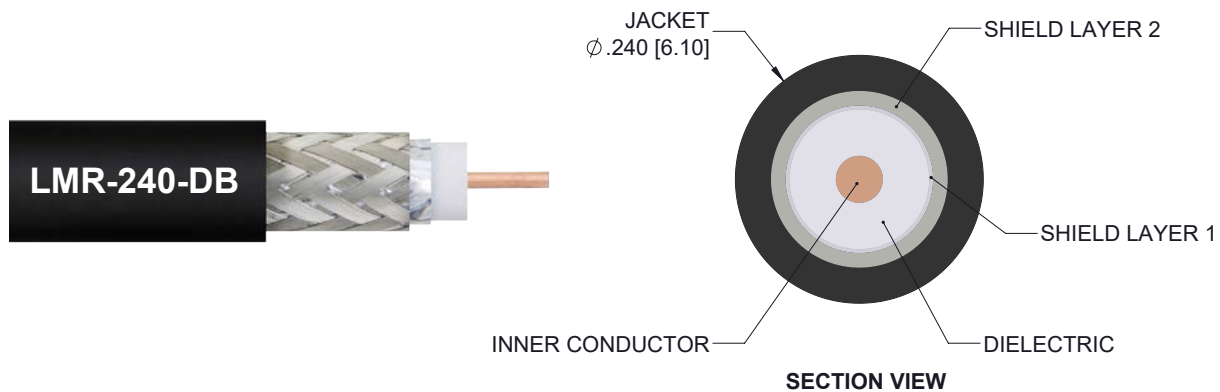
- Connector 1: N Female Bulkhead
- Connector 2: TNC Male Right Angle
- Cable Type: LMR-240-DB

Features

- Using Times Microwave Components
- Max Frequency 5.8 GHz
- Shielding Effectivity > 90 dB
- 84% Phase Velocity
- PE Jacket
- Low Insertion Loss
- Bend Radius of 2.5 Inches

Applications

- General Purpose
- Laboratory Use
- Antenna Installations
- Land Mobile Radio & Other Communication Systems
- Cellular & Wi-Fi Systems



Description

L-com's LCCA30288-FT3 is a low loss N female bulkhead to TNC male right angle cable assembly using LMR-240-DB coax, 3 FT with Times Microwave components and ships same-day. The LMR-240-DB coax of this N cable uses the PE (F) dielectric with a VoP of 84%, resulting in very low insertion loss compared to solid dielectrics. These flexible RF cable assemblies are ideal for applications where flexure is required. Our L-com N to TNC cable assembly has a female to male gender configuration with flexible LMR-240-DB series coax and operates to 5.8 GHz. The double shield of this N cable is layered by tinned copper braid over aluminum tape providing shielding effectiveness greater than 90dB. L-com's RF cable assembly with N bulkhead interface enables system designers to have external connections on their product enclosures or to be used for other rack mount and panel mount applications. This right angle TNC cable interface on the LMR-240-DB coax allows for easier connections in tight spaces. *LMR™ is a trademark of Times Microwave Systems.

Custom versions of this N female to N male cable, along with the rest of L-com's other RF assemblies, can also be built and shipped same day. Other available RF cable assembly value added services from L-com include connector orientation or clocking, heat shrink booting and custom labeling. RF testing can also be performed to document the electrical performance of your cable assembly. Contact a sales representative for testing or custom RF cable quotes. Part number LCCA30288-FT3 L-com Low Loss N Female Bulkhead to TNC Male Right Angle Cable Assembly using LMR-240-DB Coax, 3 FT with Times Microwave Components data sheet PDF includes details of the RF product specifications, CAD drawing(s) and dimensions below.

Low Loss N Female Bulkhead to TNC Male Right Angle Cable Assembly using LMR-240-DB Coax, 3 FT with Times Microwave Components



LCCA30288-FT3

Electrical Specifications

Description	Minimum	Typical	Maximum	Units
Frequency Range	DC		5.8	GHz
Velocity of Propagation		84		%
RF Shielding	90			dB
Group Delay		1.21 [3.97]		ns/ft [ns/m]
Capacitance		24.2 [79.4]		pF/ft [pF/m]
Inductance		0.06 [0.2]		uH/ft [uH/m]
DC Resistance Inner Conductor		3.2 [10.5]		Ohms/1000ft [Ohms/Km]
DC Resistance Outer Conductor		3.89 [12.76]		Ohms/1000ft [Ohms/Km]
Jacket Spark			5,000	Vrms

Specifications by Frequency

Description	F1	F2	F3	F4	F5	Units
Frequency	0.5	1	1.5	2.5	5.8	GHz
Insertion Loss (Typ.)	0.31	0.36	0.43	0.58	0.81	dB

Electrical Specification Notes:

The Insertion Loss data above is based on the performance specifications of the coax cable and connectors used in this assembly. The Insertion Loss includes an estimated insertion loss of 0.1 dB for the straight connector and 0.2 dB for the right angle connector.

Mechanical Specifications

Cable Assembly

Length 36 in [914.4 mm]
Diameter 0.81 in [20.57 mm]

Cable

Cable Type LMR-240-DB
Impedance 50 Ohms
Inner Conductor Type Solid
Inner Conductor Material and Plating Copper
Dielectric Type PE (F)
Number of Shields 2
Shield Layer 1 Aluminum Tape
Shield Layer 2 Tinned Copper Braid

Low Loss N Female Bulkhead to TNC Male Right Angle Cable Assembly using LMR-240-DB Coax, 3 FT with Times Microwave Components



LCCA30288-FT3

Jacket Material	PE, Black
Jacket Diameter	0.24 in [6.1 mm]
One Time Minimum Bend Radius	0.75 in [19.05 mm]
Repeated Minimum Bend Radius	2.5 in [63.5 mm]
Bending Moment	0.25 lbs-ft [0.34 N-m]
Flat Plate Crush	20 lbs/in [0.36 Kg/mm]
Tensile Strength	80 lbs [36.29 Kg]

Connectors

Description	Connector 1	Connector 2
Type	N Female Bulkhead	TNC Male Right Angle
Specification	MIL-STD-348	
Impedance	50 Ohms	50 Ohms
Contact Material and Plating	Beryllium Copper, Gold	Brass, Gold
Dielectric Type	PTFE	Teflon
Outer Conductor Material and Plating	Brass, Tri-Metal	
Body Material and Plating	Brass, Tri-Metal	Brass, Nickel
Coupling Nut Material and Plating		Brass, Nickel

Environmental Specifications

Temperature

Operating Range	-40 to +85 deg C
Storage Range	-70 to +85 deg C

Compliance Certifications (see [product page](#) for current document)

Plotted and Other Data

Notes:

Low Loss N Female Bulkhead to TNC Male Right Angle Cable Assembly using LMR-240-DB Coax, 3 FT with Times Microwave Components

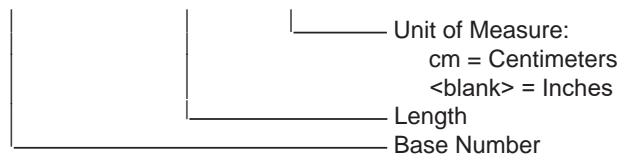


LCCA30288-FT3

How to Order

Part Number Configuration:

LCCA30288 - xx uu



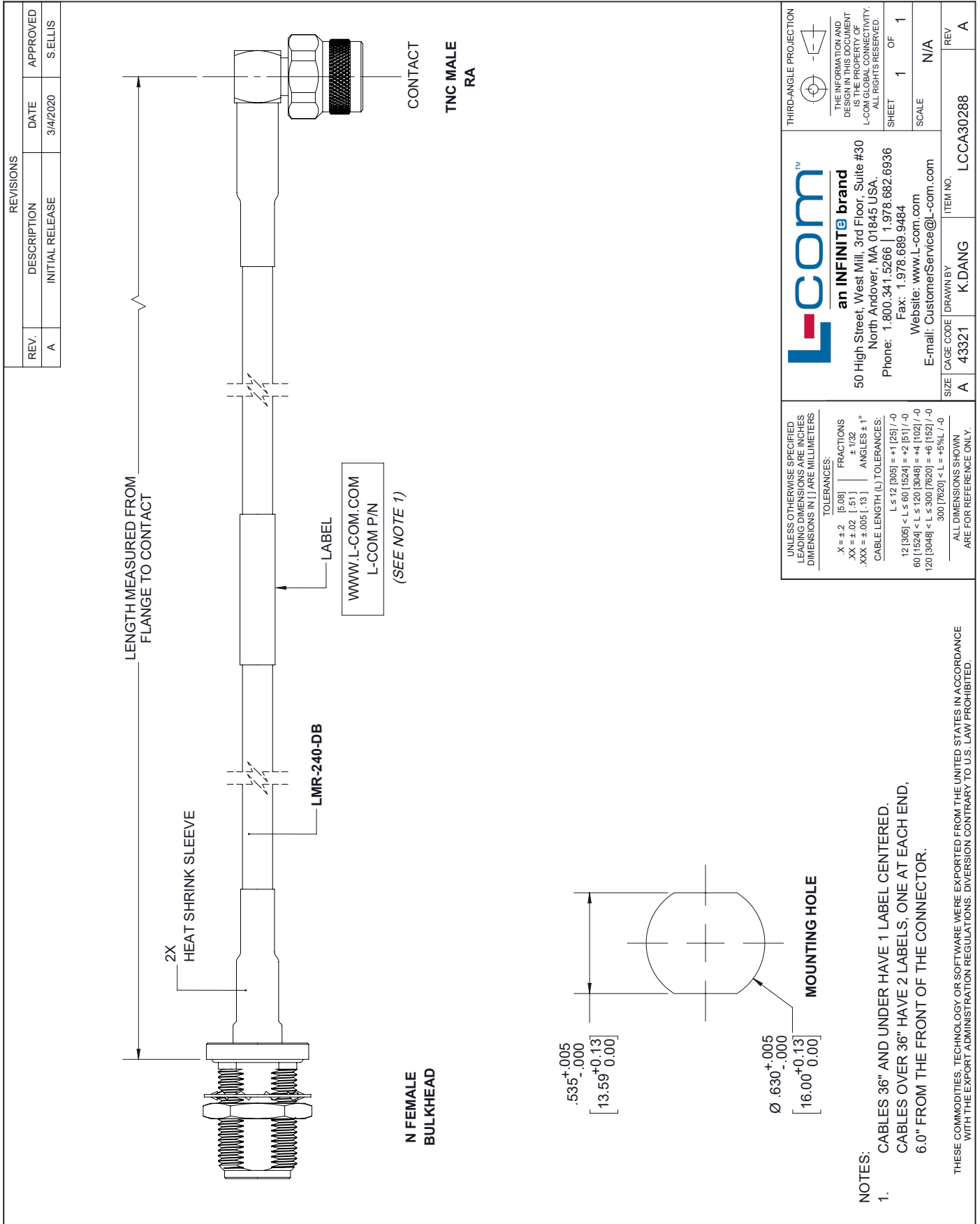
Example: LCCA30288-12 = 12 inches long cable
LCCA30288-100cm = 100 cm long cable

Low Loss N Female Bulkhead to TNC Male Right Angle Cable Assembly using LMR-240-DB Coax, 3 FT with Times Microwave Components from L-com has same day shipment for domestic and International orders. L-com is a leading manufacturer of wired and wireless connectivity products and committed to in-stock availability and same day shipping. Our portfolio includes coaxial cable assemblies, connectors, adapters and custom products as well as lightning and surge protectors, NEMA rated enclosures, and an RF product line which includes antennas, amplifiers, passive, and active components.

The information contained within this document is accurate to the best of our knowledge and representative of the part described herein. It may be necessary to make modifications to the part and/or the documentation of the part in order to impliment improvements. L-com reserves the right to make such changes as required. Unless otherwise stated, all specifications are nominal. L-com does not make any representation or warranty regarding the suitability of the part described herein for any particular purpose, and L-com does not assume liability arising out of the use of any part or document.ontained within this document is accurate to the best of our knowledge and representative of the part described herein. It may be necessary to make modifications to the part and/or the documentation of the part in order to impliment improvements. L-com reserves the right to make such changes as required. Unless otherwise stated, all specifications are nominal. L-com does not make any representation or warranty regarding the suitability of the part described herein for any particular purpose, and L-com does not assume liability arising out of the use of any part or document.

Low Loss N Female Bulkhead to TNC Male Right Angle Cable Assembly using LMR-240-DB Coax, 3 FT with Times Microwave Components

L-com CAD Drawing



- NOTES:
- CABLES 36" AND UNDER HAVE 1 LABEL CENTERED. CABLES OVER 36" HAVE 2 LABELS, ONE AT EACH END, 6.0" FROM THE FRONT OF THE CONNECTOR.
- THESE COMMODITIES, TECHNOLOGY OR SOFTWARE WERE EXPORTED FROM THE UNITED STATES IN ACCORDANCE WITH THE EXPORT ADMINISTRATION REGULATIONS. DIVERSION CONTRARY TO U.S. LAW PROHIBITED.