

Low Loss BNC Male to N Female Bulkhead Cable Assembly using LMR-240 Coax, 1.5 FT with Times Microwave Components



LCCA30268-FT1.5

Configuration

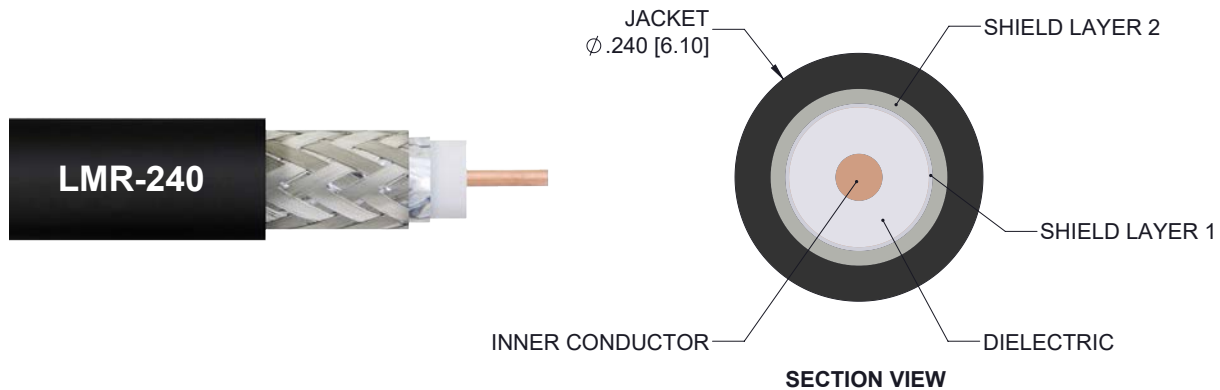
- Connector 1: BNC Male
- Connector 2: N Female Bulkhead
- Cable Type: LMR-240

Features

- Using Times Microwave Components
- Max Frequency 5.8 GHz
- Shielding Effectivity > 90 dB
- 84% Phase Velocity
- PE Jacket
- Low Insertion Loss
- Bend Radius of 2.5 Inches

Applications

- General Purpose
- Laboratory Use
- Antenna Installations
- Land Mobile Radio & Other Communication Systems
- Cellular & Wi-Fi Systems



Description

L-com's LCCA30268-FT1.5 is a low loss BNC male to N female bulkhead cable assembly using LMR-240 coax, 1.5 FT with Times Microwave components and ships same-day. The LMR-240 coax of this BNC cable uses the PE (F) dielectric with a VoP of 84%, resulting in very low insertion loss compared to solid dielectrics. These flexible RF cable assemblies are ideal for applications where flexure is required. Our L-com BNC to N cable assembly has a male to female gender configuration with flexible LMR-240 series coax and operates to 5.8 GHz. The double shield of this BNC cable is layered by tinned copper braid over aluminum tape providing shielding effectiveness greater than 90dB. L-com's RF cable assembly with N bulkhead interface enables system designers to have external connections on their product enclosures or to be used for other rack mount and panel mount applications. *LMRTM is a trademark of Times Microwave Systems.

Custom versions of this BNC male to BNC female cable, along with the rest of L-com's other RF assemblies, can also be built and shipped same day. Other available RF cable assembly value added services from L-com include connector orientation or clocking, heat shrink booting and custom labeling. RF testing can also be performed to document the electrical performance of your cable assembly. Contact a sales representative for testing or custom RF cable quotes. Part number LCCA30268-FT1.5 L-com Low Loss BNC Male to N Female Bulkhead Cable Assembly using LMR-240 Coax, 1.5 FT with Times Microwave Components data sheet PDF includes details of the RF product specifications, CAD drawing(s) and dimensions below.

Low Loss BNC Male to N Female Bulkhead Cable Assembly using LMR-240 Coax, 1.5 FT with Times Microwave Components



LCCA30268-FT1.5

Electrical Specifications

Description	Minimum	Typical	Maximum	Units
Frequency Range	DC		5.8	GHz
Velocity of Propagation		84		%
RF Shielding	90			dB
Group Delay		1.21 [3.97]		ns/ft [ns/m]
Capacitance		24.2 [79.4]		pF/ft [pF/m]
Inductance		0.06 [0.2]		uH/ft [uH/m]
DC Resistance Inner Conductor		3.2 [10.5]		Ohms/1000ft [Ohms/Km]
DC Resistance Outer Conductor		3.89 [12.76]		Ohms/1000ft [Ohms/Km]
Jacket Spark			5,000	Vrms

Specifications by Frequency

Description	F1	F2	F3	F4	F5	Units
Frequency	0.25	0.5	1	2.5	5.8	GHz
Insertion Loss (Typ.)	0.25	0.28	0.31	0.39	0.5	dB

Electrical Specification Notes:

The Insertion Loss data above is based on the performance specifications of the coax cable and connectors used in this assembly. The Insertion Loss includes an estimated insertion loss of 0.1 dB per connector

Mechanical Specifications

Cable Assembly

Length 18 in [457.2 mm]
Diameter 0.81 in [20.57 mm]

Cable

Cable Type LMR-240
Impedance 50 Ohms
Inner Conductor Type Solid
Inner Conductor Material and Plating Copper
Dielectric Type PE (F)
Number of Shields 2
Shield Layer 1 Aluminum Tape
Shield Layer 2 Tinned Copper Braid

Low Loss BNC Male to N Female Bulkhead Cable Assembly using LMR-240 Coax, 1.5 FT with Times Microwave Components



LCCA30268-FT1.5

Jacket Material	PE, Black
Jacket Diameter	0.24 in [6.1 mm]
One Time Minimum Bend Radius	0.75 in [19.05 mm]
Repeated Minimum Bend Radius	2.5 in [63.5 mm]
Bending Moment	0.25 lbs-ft [0.34 N-m]
Flat Plate Crush	20 lbs/in [0.36 Kg/mm]
Tensile Strength	80 lbs [36.29 Kg]

Connectors

Description	Connector 1	Connector 2
Type	BNC Male	N Female Bulkhead
Specification	MIL-STD-348	MIL-STD-348
Impedance	50 Ohms	50 Ohms
Contact Material and Plating	Brass, Gold	Beryllium Copper, Gold
Dielectric Type	PTFE	PTFE
Outer Conductor Material and Plating		Brass, Tri-Metal
Body Material and Plating	Brass, Nickel	Brass, Tri-Metal
Coupling Nut Material and Plating	Brass, Nickel	

Environmental Specifications

Temperature

Operating Range	-40 to +85 deg C
Storage Range	-70 to +85 deg C

Compliance Certifications (see [product page](#) for current document)

Plotted and Other Data

Notes:

Low Loss BNC Male to N Female Bulkhead Cable Assembly using LMR-240 Coax, 1.5 FT with Times Microwave Components

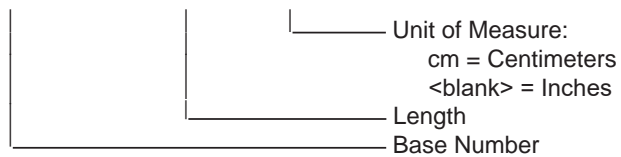


LCCA30268-FT1.5

How to Order

Part Number Configuration:

LCCA30268 - xx uu



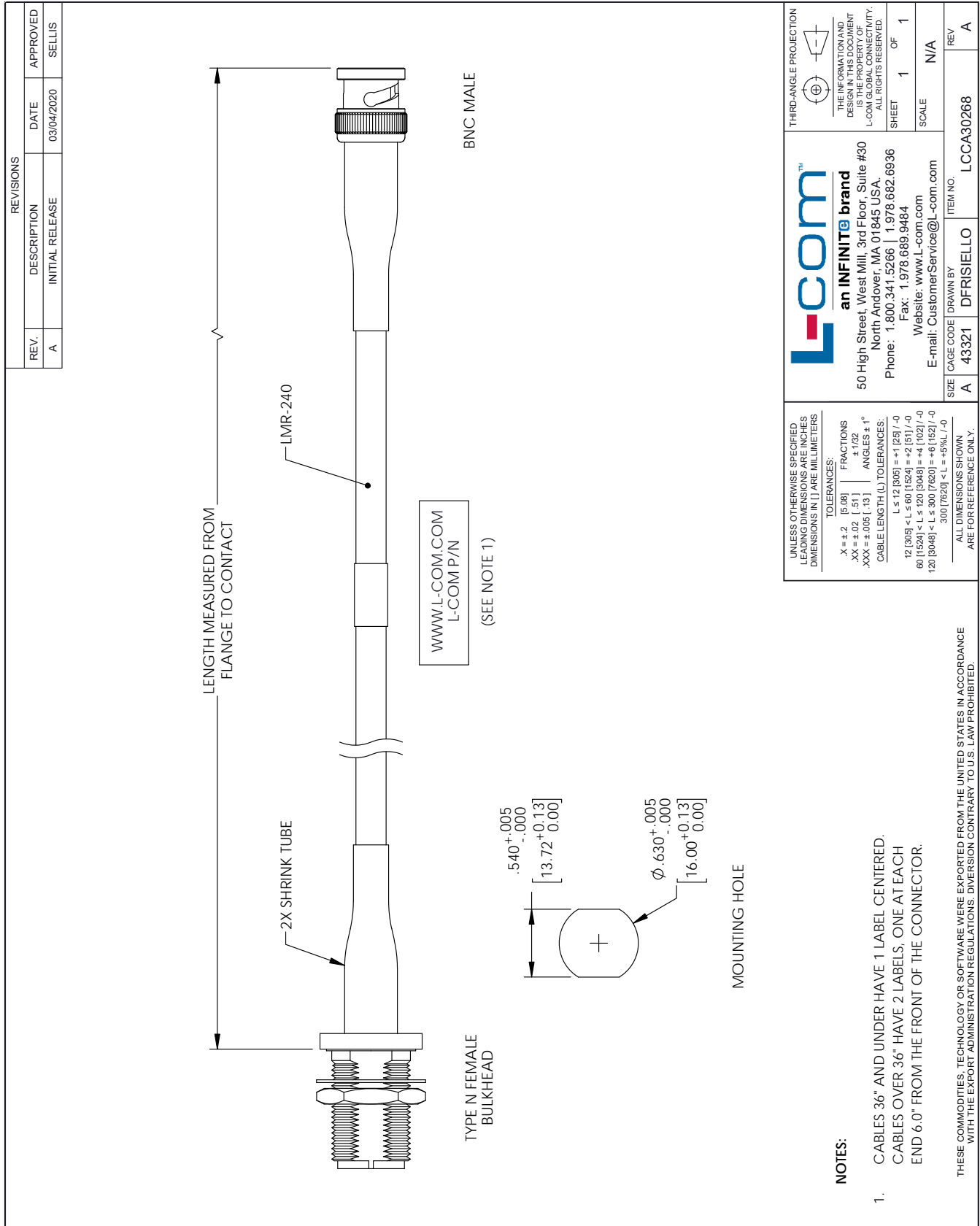
Example: LCCA30268-12 = 12 inches long cable
LCCA30268-100cm = 100 cm long cable

Low Loss BNC Male to N Female Bulkhead Cable Assembly using LMR-240 Coax, 1.5 FT with Times Microwave Components from L-com has same day shipment for domestic and International orders. L-com is a leading manufacturer of wired and wireless connectivity products and committed to in-stock availability and same day shipping. Our portfolio includes coaxial cable assemblies, connectors, adapters and custom products as well as lightning and surge protectors, NEMA rated enclosures, and an RF product line which includes antennas, amplifiers, passive, and active components.

The information contained within this document is accurate to the best of our knowledge and representative of the part described herein. It may be necessary to make modifications to the part and/or the documentation of the part in order to impliment improvements. L-com reserves the right to make such changes as required. Unless otherwise stated, all specifications are nominal. L-com does not make any representation or warranty regarding the suitability of the part described herein for any particular purpose, and L-com does not assume liability arising out of the use of any part or document.ontained within this document is accurate to the best of our knowledge and representative of the part described herein. It may be necessary to make modifications to the part and/or the documentation of the part in order to impliment improvements. L-com reserves the right to make such changes as required. Unless otherwise stated, all specifications are nominal. L-com does not make any representation or warranty regarding the suitability of the part described herein for any particular purpose, and L-com does not assume liability arising out of the use of any part or document.

Low Loss BNC Male to N Female Bulkhead Cable Assembly using LMR-240 Coax, 1.5 FT with Times Microwave Components

L-com CAD Drawing



T-Rev D