

Low Loss N Male to TNC Male Right Angle Cable Assembly using LMR-240 Coax, 5 FT with Times Microwave Components



LCCA30263-FT5

Configuration

- Connector 1: N Male
- Connector 2: TNC Male Right Angle
- Cable Type: LMR-240
- Coax Flex Type: Flexible

Features

- Using Times Microwave Components
- Max Frequency 2 GHz
- Shielding Effectivity > 90 dB
- 84% Phase Velocity
- PE Jacket
- Low Insertion Loss
- Bend Radius of 2.5 Inches

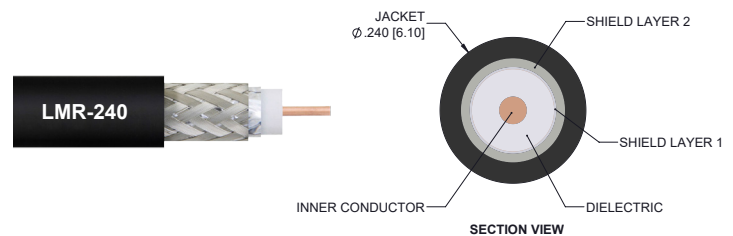
Applications

- General Purpose
- Laboratory Use
- Antenna Installations
- Land Mobile Radio & Other Communication Systems
- Cellular & Wi-Fi Systems

Description

L-com's LCCA30263-FT5 is a low loss N male to TNC male right angle cable assembly using LMR-240 coax, 5 FT with Times Microwave components and ships same-day. The LMR-240 coax of this N cable uses the PE (F) dielectric with a VoP of 84%, resulting in very low insertion loss compared to solid dielectrics. These flexible RF cable assemblies are ideal for applications where flexure is required. Our L-com N to TNC cable assembly has a male to male gender configuration with flexible LMR-240 series coax and operates to 2 GHz. The double shield of this N cable is layered by tinned copper braid over aluminum tape providing shielding effectiveness greater than 90dB. This right angle TNC cable interface on the LMR-240 coax allows for easier connections in tight spaces. *LMR™ is a trademark of Times Microwave Systems.

Custom versions of this N male to N male cable, along with the rest of L-com's other RF assemblies, can also be built and shipped same day. Other available RF cable assembly value added services from L-com include connector orientation or clocking, heat shrink booting and custom labeling. RF testing can also be performed to document the electrical performance of your cable assembly. Contact a sales representative for testing or custom RF cable quotes. Part number LCCA30263-FT5 L-com Low Loss N Male to TNC Male Right Angle Cable Assembly using LMR-240 Coax, 5 FT with Times Microwave Components data sheet PDF includes details of the RF product specifications, CAD drawing(s) and dimensions below.



Electrical Specifications

Description	Minimum	Typical	Maximum	Units
Frequency Range	DC		2	GHz
VSWR			1.4:1	
Velocity of Propagation		84		%
RF Shielding	90			dB
Group Delay		1.21 [3.97]		ns/ft [ns/m]
Capacitance		24.2 [79.4]		pF/ft [pF/m]
Inductance		0.06 [0.2]		uH/ft [uH/m]

Low Loss N Male to TNC Male Right Angle Cable Assembly using LMR-240 Coax, 5 FT with Times Microwave Components



LCCA30263-FT5

Electrical Specifications

Description	Minimum	Typical	Maximum	Units
DC Resistance Inner Conductor		3.2 [10.5]		Ohms/1000ft [Ohms/Km]
DC Resistance Outer Conductor		3.89 [12.76]		Ohms/1000ft [Ohms/Km]
Jacket Spark			5,000	Vrms

Specifications by Frequency

Description	F1	F2	F3	F4	F5	Units
Frequency	0.05	0.1	0.25	0.5	2	GHz
Insertion Loss (Typ.)	0.38	0.41	0.49	0.57	0.87	dB/ft
	1.25	1.35	1.61	1.87	2.85	dB/m

Electrical Specification Notes:

The Insertion Loss data above is based on the performance specifications of the coax cable and connectors used in this assembly. The Insertion Loss includes an estimated insertion loss of 0.1 dB for the straight connector and 0.2 dB for the right angle connector.

Mechanical Specifications

Cable Assembly

Length	60 in [152.4 cm]
Width/Diameter	0.89 in [22.61 mm]
Weight	0.37 lbs [167.83 g]

Cable

Cable Type	LMR-240
Impedance	50 Ohms
Inner Conductor Type	Solid
Inner Conductor Material and Plating	Copper
Dielectric Type	PE (F)
Number of Shields	2
Shield Layer 1	Aluminum Tape
Shield Layer 2	Tinned Copper Braid
Jacket Material	PE, Black
Jacket Diameter	0.24 in [6.1 mm]
One Time Minimum Bend Radius	0.75 in [19.05 mm]
Repeated Minimum Bend Radius	2.5 in [63.5 mm]
Bending Moment	0.25 lbs-ft [0.34 N-m]
Flat Plate Crush	20 lbs/in [0.36 Kg/mm]
Tensile Strength	80 lbs [36.29 Kg]

Low Loss N Male to TNC Male Right Angle Cable Assembly using LMR-240 Coax, 5 FT with Times Microwave Components



LCCA30263-FT5

Connectors

Description	Connector 1	Connector 2
Type	N Male	TNC Male Right Angle
Specification	MIL-STD-348	
Impedance	50 Ohms	50 Ohms
Configuration	Straight	Right Angle
Contact Material and Plating	Brass, Gold	Brass, Gold
Dielectric Type	PTFE	Teflon
Body Material and Plating	Brass, Tri-Metal	Brass, Nickel
Coupling Nut Material and Plating	Brass, Tri-Metal	Brass, Nickel

Environmental Specifications

Operating Range Temperature	-40 to +85 deg C
Storage Range Temperature	-70 to +85 deg C

Compliance Certifications (see [product page](#) for current document)

Plotted and Other Data

Notes:

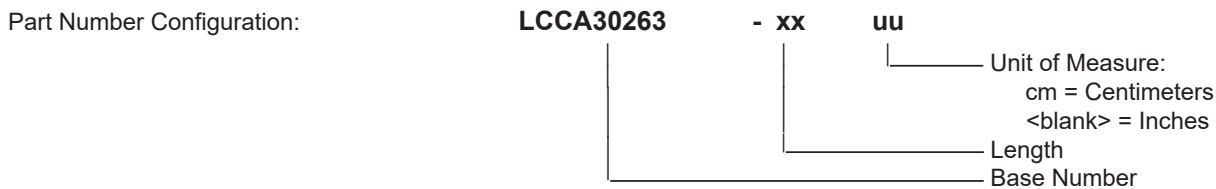
Low Loss N Male to TNC Male Right Angle Cable Assembly using LMR-240 Coax, 5 FT with Times Microwave Components



LCCA30263-FT5

Typical Performance Data

How to Order



Example: LCCA30263-12 = 12 inches long cable
 LCCA30263-100cm = 100 cm long cable

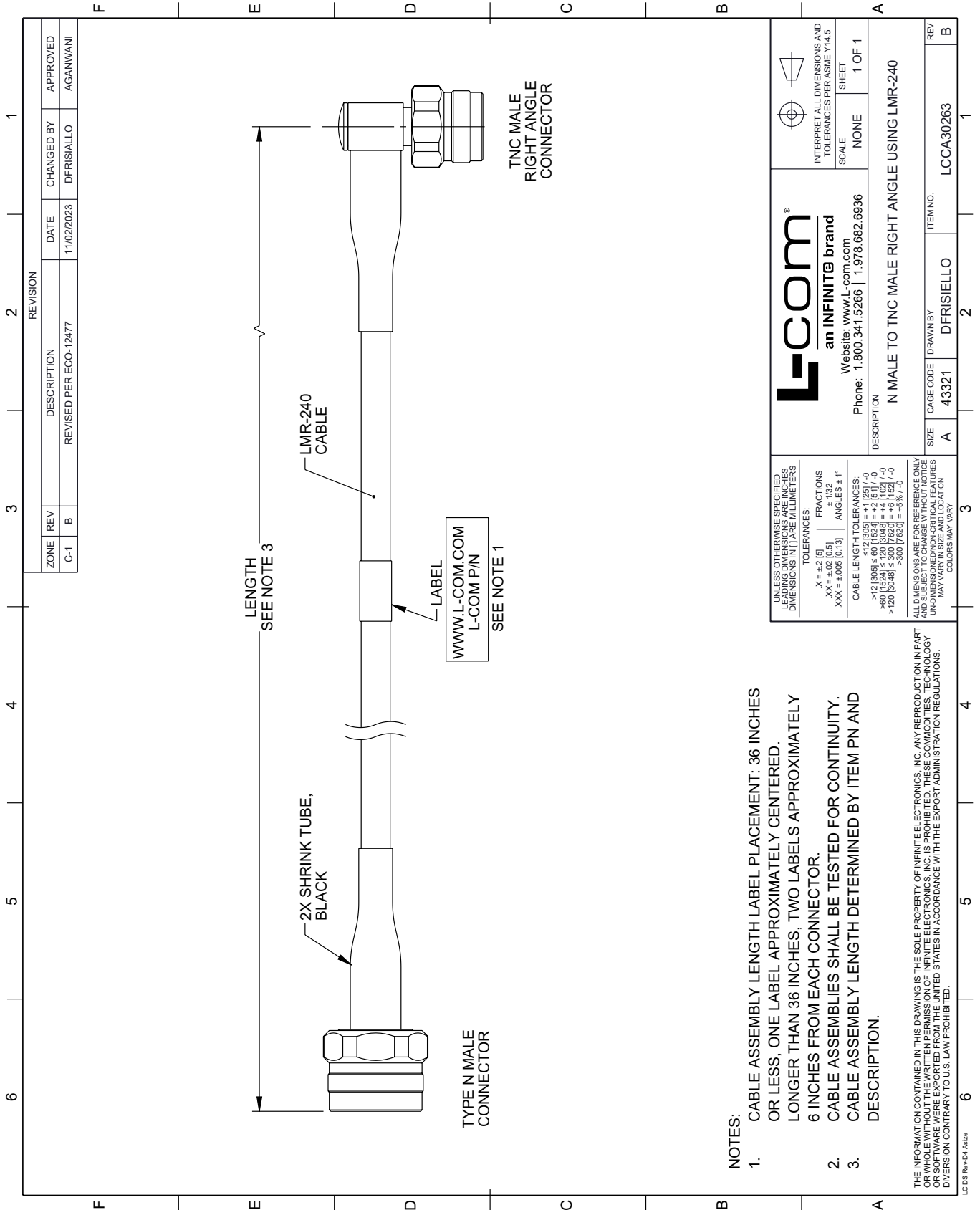
Low Loss N Male to TNC Male Right Angle Cable Assembly using LMR-240 Coax, 5 FT with Times Microwave Components from L-com has same day shipment for domestic and International orders. Our portfolio includes coaxial cable assemblies, connectors, adapters and custom products as well as lightning and surge protectors, NEMA rated enclosures, and an RF product line which includes antennas, amplifiers, passive, and active components.

URL: <https://www.l-com.com/low-loss-n-male-tnc-male-right-angle-cable-assembly-using-lmr-240-coax-5-ft-times-microwave-components-lcca30263-ft5-p.aspx>

The information contained within this document is accurate to the best of our knowledge and representative of the part described herein. It may be necessary to make modifications to the part and/or the documentation of the part in order to implement improvements. L-com reserves the right to make such changes as required. Unless otherwise stated, all specifications are nominal. L-com does not make any representation or warranty regarding the suitability of the part described herein for any particular purpose, and L-com does not assume liability arising out of the use of any part or document.

LCCA30263-FT5 CAD Drawing

Low Loss N Male to TNC Male Right Angle Cable Assembly using LMR-240 Coax, 5 FT with Times Microwave Components



L-com
an INFINITE brand
Website: www.L-com.com
Phone: 1.800.341.5266 | 1.978.682.6936

INTERPRET ALL DIMENSIONS AND TOLERANCES PER ASME Y14.5

SCALE: NONE
SHEET: 1 OF 1

DESCRIPTION: N MALE TO TNC MALE RIGHT ANGLE USING LMR-240

SIZE	CAGE CODE	DRAWN BY	ITEM NO.
A	43321	DFRISIELLO	LCCA30263