

Lead Free 1553 TRB 3-Lug Jack Bulkhead Non-Isolated to Blunt Cut Genderless Cable Assembly using 30-02003-LC Coax, 4 FT with Bend Relief



## LC3MSA00489-48

### Configuration

- Connector 1: TRB 3-Lug Jack Bulkhead Nonisolated
- Connector 2: Blunt Cut Genderless
- Cable Type: 30-02003-LC

### Features

- MIL-STD-1553
- -20°C to +75°C
- 78 ohms

### Applications

- MIL-STD-1553
- Data

### Description

L-com's LC3MSA00489-48 is a lead free 1553 TRB 3-Lug jack bulkhead non-isolated to blunt cut genderless cable assembly using 30-02003-LC coax, 4 FT with bend relief and ships same-day. These flexible RF cable assemblies are ideal for applications where flexure is required. Our L-com TRB 3-Lug to Blunt Cut cable assembly has a jack to genderless gender configuration with 78 Ohm flexible 30-02003-LC series coax and operates to 500 MHz.

Custom versions of this TRB 3-Lug jack to TRB 3-Lug genderless cable, along with the rest of L-com's other RF assemblies, can also be built and shipped same day. Other available RF cable assembly value added services from L-com include connector orientation or clocking, heat shrink booting and custom labeling. RF testing can also be performed to document the electrical performance of your cable assembly. Contact a sales representative for testing or custom RF cable quotes. Part number LC3MSA00489-48 L-com Lead Free 1553 TRB 3-Lug Jack Bulkhead Non-Isolated to Blunt Cut Genderless Cable Assembly using 30-02003-LC Coax, 4 FT with Bend Relief data sheet PDF includes details of the RF product specifications, CAD drawing(s) and dimensions below.

### Electrical Specifications

Description	Minimum	Typical	Maximum	Units
Frequency Range	DC		500	MHz
Capacitance		20.3 [66.6]		pF/ft [pF/m]
Operating Voltage (AC)			300	Vrms

#### Insertion Loss (Typ.) Electrical Specification Notes:

The Insertion Loss data above is based on the performance specifications of the coax and connectors used in this assembly. The Insertion Loss includes an estimated insertion loss of 0.1 dB per connector.

### Mechanical Specifications

#### Cable Assembly

- Length\* 48 in [121.92 cm]
- Weight 0.143 lbs [64.86 g]

#### Cable

- Cable Type 30-02003-LC
- Impedance 78 Ohms

Lead Free 1553 TRB 3-Lug Jack Bulkhead Non-Isolated to Blunt Cut Genderless Cable Assembly using 30-02003-LC Coax, 4 FT with Bend Relief



**LC3MSA00489-48**

Inner Conductor Type	Stranded
Inner Conductor Material and Plating	Copper, Silver
Dielectric Type	PE
Shield Layer 1	Silver Plated Copper
Jacket Material	PVC, Blue
One Time Minimum Bend Radius	1.5 in [38.1 mm]

**Connectors**

Description	Connector 1	Connector 2
Type	TRB 3-Lug Jack Bulkhead Nonisolated	Blunt Cut Genderless
Impedance	78 Ohms	
Contact Material and Plating	Bronze, Gold 30 micro inches	
Contact Plating Specification	ASTM-B-488	
Dielectric Type	Teflon	
Outer Conductor Material and Plating	Phosphor Bronze, Gold	
Outer Conductor Plating Specification	30 micro inches	
Body Material and Plating	Brass, Nickel	
Body Plating Specification	ASTM-B-733	

**Environmental Specifications**

**Temperature**

Operating Range -20 to +75 deg C

**Compliance Certifications** (see [product page](#) for current document)

**Plotted and Other Data**

Notes:

Lead Free 1553 TRB 3-Lug Jack Bulkhead Non-Isolated to Blunt Cut Genderless Cable Assembly using 30-02003-LC Coax, 4 FT with Bend Relief

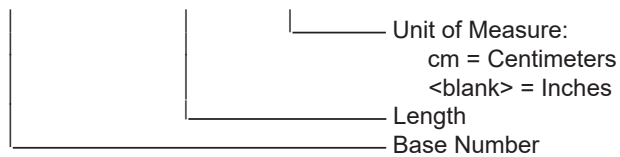


**LC3MSA00489-48**

**How to Order**

Part Number Configuration:

**LC3MSA00489 - xx uu**



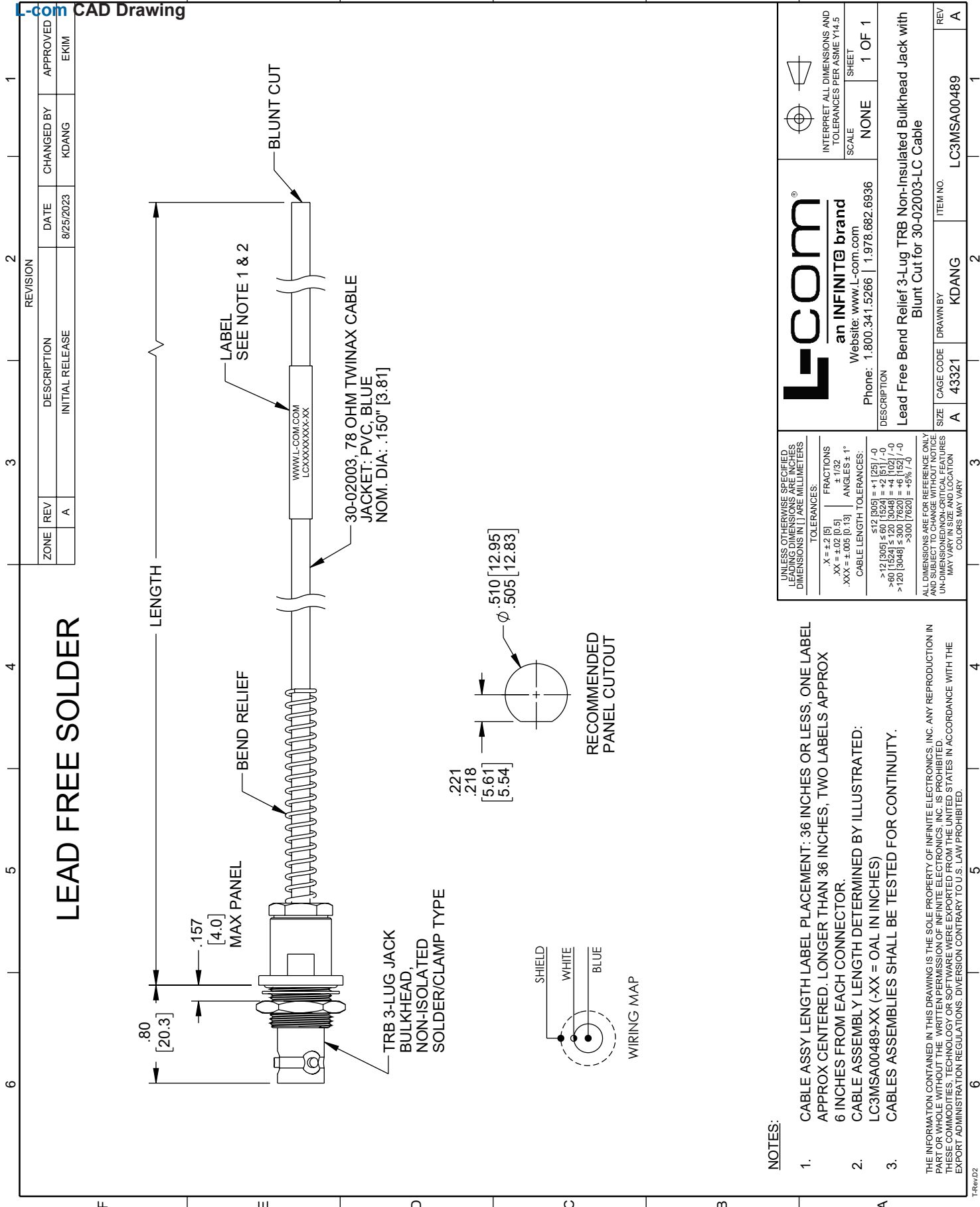
Example: LC3MSA00489-12 = 12 inches long cable  
LC3MSA00489-100cm = 100 cm long cable

Lead Free 1553 TRB 3-Lug Jack Bulkhead Non-Isolated to Blunt Cut Genderless Cable Assembly using 30-02003-LC Coax, 4 FT with Bend Relief from L-com has same day shipment for domestic and International orders. L-com is a leading manufacturer of wired and wireless connectivity products and committed to in-stock availability and same day shipping. Our portfolio includes coaxial cable assemblies, connectors, adapters and custom products as well as lightning and surge protectors, NEMA rated enclosures, and an RF product line which includes antennas, amplifiers, passive, and active components.

The information contained within this document is accurate to the best of our knowledge and representative of the part described herein. It may be necessary to make modifications to the part and/or the documentation of the part in order to impliment improvements. L-com reserves the right to make such changes as required. Unless otherwise stated, all specifications are nominal. L-com does not make any representation or warranty regarding the suitability of the part described herein for any particular purpose, and L-com does not assume liability arising out of the use of any part or document.ontained within this document is accurate to the best of our knowledge and representative of the part described herein. It may be necessary to make modifications to the part and/or the documentation of the part in order to impliment improvements. L-com reserves the right to make such changes as required. Unless otherwise stated, all specifications are nominal. L-com does not make any representation or warranty regarding the suitability of the part described herein for any particular purpose, and L-com does not assume liability arising out of the use of any part or document.

Lead Free 1553 TRB 3-Lug Jack Bulkhead Non-Isolated to Blunt Cut Genderless Cable Assembly using 30-02003-LC Coax, 4 FT with Bend Relief

L-com CAD Drawing



LEAD FREE SOLDER

ZONE	REV	DESCRIPTION	DATE	CHANGED BY	APPROVED
A		INITIAL RELEASE	8/25/2023	KDANG	EKIM

LENGTH

BLUNT CUT

LABEL  
SEE NOTE 1 & 2

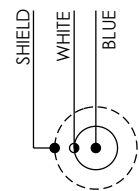
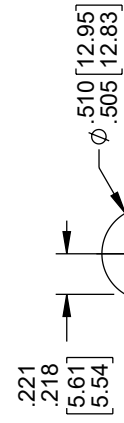
WWW.L-COM.COM  
LCXXXXXXXX-XX

30-02003, 78 OHM TWINAX CABLE  
JACKET: PVC, BLUE  
NOM. DIA: .150" [3.81]

BEND RELIEF

MAX PANEL

TRB 3-LUG JACK  
BULKHEAD,  
NON-ISOLATED  
SOLDER/CLAMP TYPE



NOTES:

1. CABLE ASSY LENGTH LABEL PLACEMENT: 36 INCHES OR LESS, ONE LABEL APPROX CENTERED. LONGER THAN 36 INCHES, TWO LABELS APPROX 6 INCHES FROM EACH CONNECTOR.
2. CABLE ASSEMBLY LENGTH DETERMINED BY ILLUSTRATED: LC3MSA00489-XX (XX = OAL IN INCHES)
3. CABLES ASSEMBLIES SHALL BE TESTED FOR CONTINUITY.

THE INFORMATION CONTAINED IN THIS DRAWING IS THE SOLE PROPERTY OF INFINITE ELECTRONICS, INC. ANY REPRODUCTION IN WHOLE OR IN PART WITHOUT THE WRITTEN PERMISSION OF INFINITE ELECTRONICS, INC. IS PROHIBITED. THESE COMMODITIES, TECHNOLOGY OR SOFTWARE WERE EXPORTED FROM THE UNITED STATES IN ACCORDANCE WITH THE EXPORT ADMINISTRATION REGULATIONS. DIVERSION CONTRARY TO U.S. LAW PROHIBITED.

<p><b>L-com</b> an INFINITE brand</p> <p>Website: www.L-com.com Phone: 1.800.341.5266   1.978.682.6936</p>	<p>INTERPRET ALL DIMENSIONS AND TOLERANCES PER ASME Y14.5</p>
	<p>SCALE: NONE</p> <p>SHEET: 1 OF 1</p>
<p>UNLESS OTHERWISE SPECIFIED, LEADING DIMENSIONS ARE IN INCHES, DIMENSIONS IN [ ] ARE MILLIMETERS.</p> <p>TOLERANCES:</p> <p>XX = ±.02 [0.5]      FRACTIONS ± 1/32</p> <p>.XX = ±.005 [0.13]    ANGLES ± 1°</p> <p>CABLE LENGTH TOLERANCES:</p> <p>&lt;12 [305] ±.60 [15.24] = +.2 [5.1] / -0</p> <p>&gt;12 [305] ±.60 [15.24] = +.4 [10.2] / -0</p> <p>&gt;120 [3048] ±.300 [7620] = +6 [152] / -0</p> <p>&gt;300 [7620] = +5% / -0</p>	
<p>ALL DIMENSIONS ARE FOR REFERENCE ONLY AND SUBJECT TO CHANGE WITHOUT NOTICE UNLESS OTHERWISE SPECIFIED. DIMENSIONAL VARIATION MAY VARY. COLORS MAY VARY.</p>	
<p>DESCRIPTION</p> <p>Lead Free Bend Relief 3-Lug TRB Non-Insulated Bulkhead Jack with Blunt Cut for 30-02003-LC Cable</p>	<p>ITEM NO.</p> <p>LC3MSA00489</p>
<p>SIZE</p> <p>A 43321</p>	<p>DRAWN BY</p> <p>KDANG</p>
<p>REV</p> <p>A</p>	<p>1</p>