


Embedded 2.4 GHz PCB Antenna, 2 dBi gain, IPEX Connector



HG2402PUL-100IPEX

Features

- Highly efficient printed circuit board (PCB) design
- Designed for omni-directional applications
- Low profile, compact size
- IPEX connector

Applications

- Integrate into self contained wireless equipment
- Embedded applications requiring integration flexibility
- 2.4 GHz WLAN and Bluetooth

Description

The HG2402PUL-100IPEX is an omnidirectional antenna designed to integrate into devices requiring wireless capability. By embedding these antennas directly into a device, the need for external antennas is eliminated. The omni-directional radiation pattern makes it ideal for multipoint and mobile wireless systems.

Configuration

Cable Type	1.13mm
Connector Type	IPEX

Electrical Specifications

Description	Minimum	Typical	Maximum	Units
Frequency Range	2,400		2,500	MHz
Input VSWR			2:01	
Impedance		50		Ohms
Gain			2	

Mechanical Specifications

Size

Length	1.88976 in [48 mm]
Width	0.11811 in [3 mm]
Height	0.0393701 in [1 mm]

Environmental Specifications

Temperature

Operating Range	-40 to +70 deg C
-----------------	------------------

Compliance Certifications (see [product page](#) for current document)

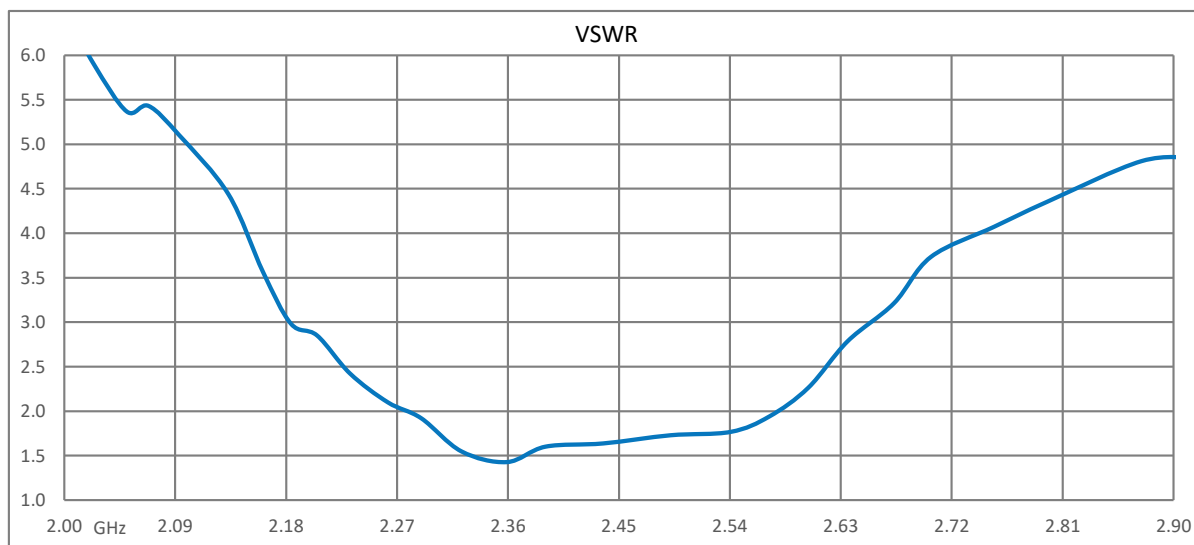

Plotted and Other Data

Notes:

Click the following link (or enter part number in "SEARCH" on website) to obtain additional part information including price, inventory and certifications:
[Embedded 2.4 GHz PCB Antenna, 2 dBi gain, IPEX Connector HG2402PUL-100IPEX](#)

Embedded 2.4 GHz PCB Antenna, 2 dBi gain, IPEX Connector

HG2402PUL-100IPEX



Embedded 2.4 GHz PCB Antenna, 2 dBi gain, IPEX Connector from L-com has same day shipment for domestic and International orders. Our portfolio includes coaxial cable assemblies, connectors, adapters and custom products as well as lightning and surge protectors, NEMA rated enclosures, and an RF product line which includes antennas, amplifiers, passive, and active components.

The information contained within this document is accurate to the best of our knowledge and representative of the part described herein. It may be necessary to make modifications to the part and/or the documentation of the part in order to implement improvements. L-com reserves the right to make such changes as required. Unless otherwise stated, all specifications are nominal. L-com does not make any representation or warranty regarding the suitability of the part described herein for any particular purpose, and L-com does not assume liability arising out of the use of any part or document.

