

6

5

4

3

2

1

F

E

D

C

B

A

F

E

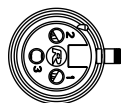
D

C

B

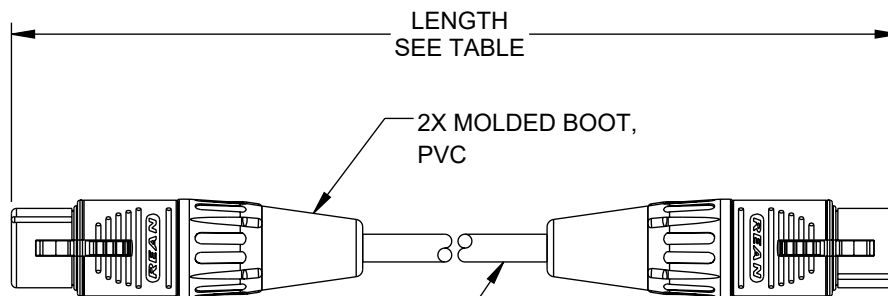
A

REVISION					
ZONE	REV	DESCRIPTION	DATE	CHANGED BY	APPROVED
	A	INITIAL RELEASE	08/21/2024	KGLEBOVA	GUTTADAURO



"P1"

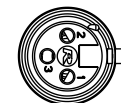
XLR FEMALE, 3-PIN  
SHIELDED CONNECTOR  
NICKEL PLATING



LENGTH  
SEE TABLE

2X MOLDED BOOT,  
PVC

CABLE  
SEE NOTE 1



"P2"

XLR FEMALE, 3-PIN  
SHIELDED CONNECTOR  
NICKEL PLATING

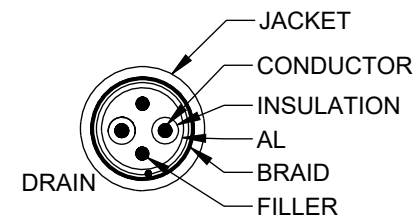
## NOTES:

- CABLE: 2C\*24AWG(7/0.20±0.008mm)OFC+FILLER+AL+BRAID(16\*7/0.10TOFC), JACKET: HIGH-FLEX PVC, OD: .217±.006 [5.5±0.15]. MINIMUM AVERAGE THICKNESS: .049 [1.25]. CONDUCTOR: INSULATION: HDPE, OD: .051±0.002 [1.3±0.05].
- CONTACT MATERIAL P1: COOPER ALLOY, SILVER PLATING.
- IMPEDANCE: 75 OHMS.
- INSTALLATION TEMPERATURE RANGE: 0°C TO ~50 °C.
- OPERATION TEMPERATURE RANGE: -20°C TO ~60 °C.
- VOLTAGE RATING: 30V.
- ELECTRICAL TEST: 100% OPEN AND SHORT TEST.
- CABLE ASSEMBLY SHALL BE TESTED FOR CONTINUITY.
- CABLE ASSEMBLY SHALL BE INDIVIDUALLY PACKAGED.

REGULATORY COMPLIANCE:  
EU ROHS DIRECTIVE (MOST RECENT RELEASED VERSION).

THE INFORMATION CONTAINED IN THIS DRAWING IS THE SOLE PROPERTY OF INFINITE ELECTRONICS, INC. ANY REPRODUCTION IN PART OR WHOLE WITHOUT THE WRITTEN PERMISSION OF INFINITE ELECTRONICS, INC. IS PROHIBITED. THESE COMMODITIES, TECHNOLOGY OR SOFTWARE WERE EXPORTED FROM THE UNITED STATES IN ACCORDANCE WITH THE EXPORT ADMINISTRATION REGULATIONS. DIVERSION CONTRARY TO U.S. LAW PROHIBITED.

P1	WIRING MAP	P2
1		1 DRAIN
SHELL		SHELL
2		2 ORANGE
3		3 WHITE



JACKET

CONDUCTOR

INSULATION

AL

BRAID

FILLER

DRAIN

ITEM NO	LENGTH	
	METERS [mm]	FEET [IN]
XLR3FF-BLK-10	3.05 [+35/-30]	10 [+1.38/-1.18]
XLR3FF-BLK-15	4.57 [+35/-30]	15 [+1.38/-1.18]
XLR3FF-BLK-25	7.62 [±50]	25 [±1.97]
XLR3FF-BLK-50	15.24 [±80]	50 [±3.15]

UNLESS OTHERWISE SPECIFIED  
LEADING DIMENSIONS ARE INCHES  
DIMENSIONS IN [ ] ARE MILLIMETERS

TOLERANCES:

X = ±.2 [5]	FRACTIONS
.XX = ±.02 [0.5]	± 1/32
.XXX = ±.005 [0.13]	ANGLES ± 1°

CABLE LENGTH TOLERANCES:

≤12 [305]	±.1 [25] / -0
>12 [305] ≤ 60 [1524]	±.2 [51] / -0
>60 [1524] ≤ 120 [3048]	±.4 [102] / -0
>120 [3048] ≤ 300 [7620]	±.6 [152] / -0
>300 [7620]	±.5% / -0

ALL DIMENSIONS ARE FOR REFERENCE ONLY  
AND SUBJECT TO CHANGE WITHOUT NOTICE.  
UN-DIMENSIONED NON-CRITICAL FEATURES  
MAY VARY IN SIZE AND LOCATION  
COLORS MAY VARY



an INFINIT@ brand

Website: [www.L-com.com](http://www.L-com.com)

Phone: 1.800.341.5266 | 1.978.682.6936



INTERPRET ALL DIMENSIONS AND  
TOLERANCES PER ASME Y14.5

SCALE	SHEET
NONE	1 OF 1

DESCRIPTION				
XLR CA, 3 PIN, F TO F, BLK				
SIZE	CAGE CODE	DRAWN BY	ITEM NO.	REV
A	43321	KGLEBOVA	XLR3FF-BLK	A

6

5

4

3

2

1