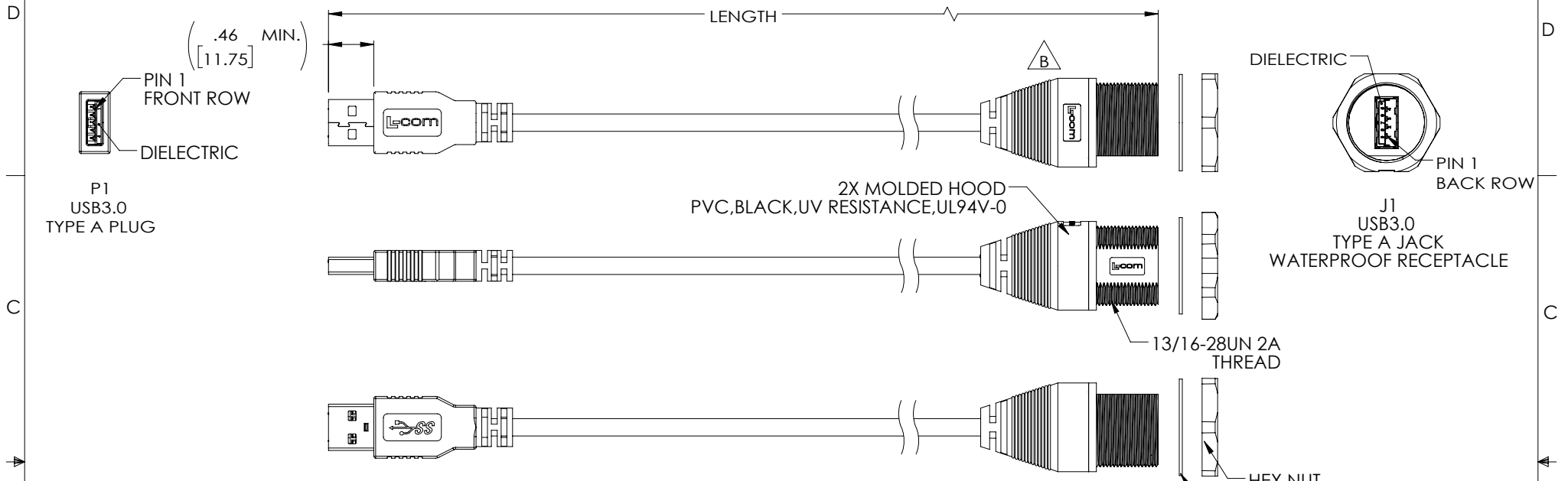


THE INFORMATION CONTAINED IN THIS DRAWING IS THE SOLE PROPERTY OF L-COM, INC. ANY REPRODUCTION IN PART OR WHOLE WITHOUT THE WRITTEN PERMISSION OF L-COM, INC. IS PROHIBITED.

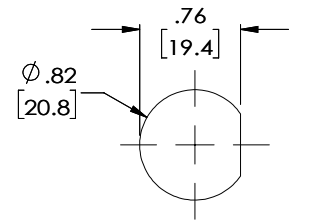
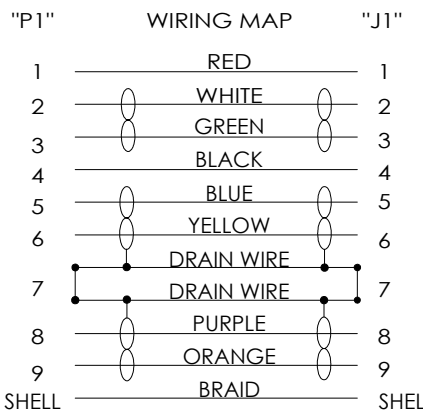
| REVISIONS |                                     |            |            |
|-----------|-------------------------------------|------------|------------|
| REV       | DESCRIPTION                         | DATE       | APPROVED   |
| A         | REV A DRAWING RELEASED              | 01/28/2019 | BGATES     |
| B         | ECN 10042 :REMOVED LOGO DESCRIPTION | 08/20/19   | DGUTSDAURO |



| PART NUMBER   | LENGTH |      |
|---------------|--------|------|
|               | METER  | FEET |
| U3A00018-05M  | 0.5    | 1.64 |
| U3A00018-1M   | 1.0    | 3.28 |
| U3A00018-105M | 1.5    | 4.92 |

**CABLE:**  
TWO TWISTED PAIR, 30AWG WITH ALUM/POLY FOIL SHIELD AND DRAIN WIRE  
ONE UNSHIELDED TWISTED PAIR, 30AWG.  
TWO CONDUCTORS, 24AWG.OVERALL BRAID SHIELD  
JACKET:PVC,BLACK,UV RESISTANCE,NOM. DIAM. .217[5.50]  
OPERATING TEMPERATURE RANGE: -20°C TO +80°C(STATIC)

**NOTES:**  
1. INGRESS PROTECTION RATING IS IP67 (J1 ONLY ,MATED)  
2. CONNECTOR CONTACTS HAVE 30 μINCHES GOLD PLATING OVER NICKEL PLATING  
3. CABLE ASSEMBLY SHALL BE TESTED FOR CONTINUITY  
4. CABLE ASSEMBLY MUST MEET USB 3.0 REQUIREMENTS  
5. CABLE ASSEMBLY SHALL BE INDIVIDUALLY PACKAGED IN ACCORDANCE WITH L-COM SPECIFICATION PS-0031.



RECOMMENDED PANEL OPENING

|                                                                                                                                                                                                                                                                                 |                                                          |            |                                   |                                              |
|---------------------------------------------------------------------------------------------------------------------------------------------------------------------------------------------------------------------------------------------------------------------------------|----------------------------------------------------------|------------|-----------------------------------|----------------------------------------------|
| UNLESS OTHERWISE SPECIFIED, DIMENSIONS ARE IN INCHES [mm]<br>OVERALL CABLE LENGTH TOLERANCE:<br>≤12 [305] = +1 [25] / -0<br>>12 [305] ≤60 [1524] = +2 [51] / -0<br>>60 [1524] ≤120 [3048] = +4 [102] / -0<br>>120 [3048] ≤300 [7620] = +6 [152] / -0<br>>300 [7620] = +3% / -0% | APPROVALS                                                | DATE       |                                   | 50 HIGH STREET<br>NORTH ANDOVER, MA<br>01845 |
|                                                                                                                                                                                                                                                                                 | DRAWN BY<br>DCUI                                         | 01/25/2019 |                                   | CATEGORY                                     |
| ALL OTHER DIMENSIONAL TOLERANCES:<br>.X = ± .2 [5.08]<br>.XX = ± .02 [1.51]<br>.XXX = ± .005 [1.3]                                                                                                                                                                              | CHECKED BY<br>SPAN                                       | 01/25/2019 | PRODUCT DESCRIPTION               |                                              |
| PROJECTION                                                                                                                                                                                                                                                                      | APPROVED BY<br>BGATES                                    | 01/25/2019 | CA, USB 3.0 A-M TO WATERPROOF A-F |                                              |
|                                                                                                                                                                                                                                                                                 | CONFIGURATION DETAILS OF UNDIMENSIONED FEATURES MAY VARY |            | SIZE<br><b>A</b>                  | FSCM NO.<br><b>43321</b>                     |
|                                                                                                                                                                                                                                                                                 | COLOR VARIATIONS MAY OCCUR                               |            | DWG. NO.<br>U3A00018              | REV.<br><b>B</b>                             |
|                                                                                                                                                                                                                                                                                 |                                                          |            | SCALE: NONE                       | CAD FILE: U3A00018.SLDDRW                    |
|                                                                                                                                                                                                                                                                                 |                                                          |            | SHEET 1 OF 1                      |                                              |