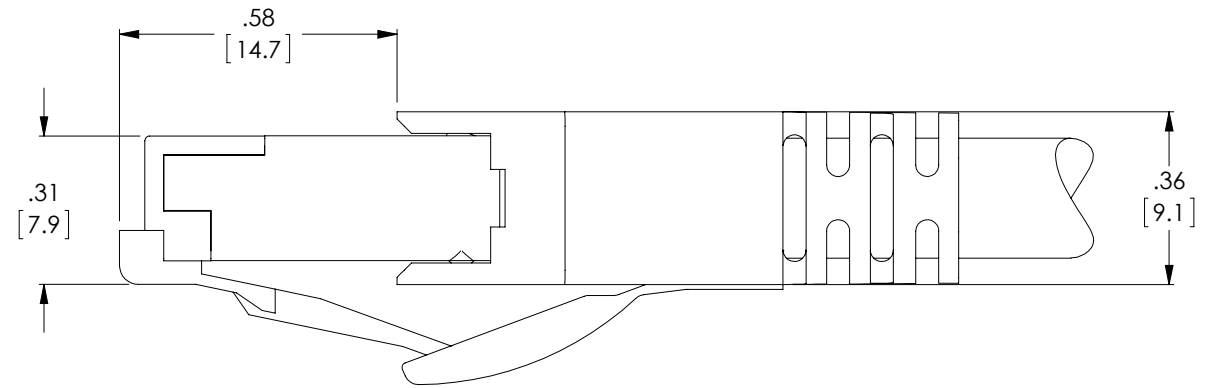
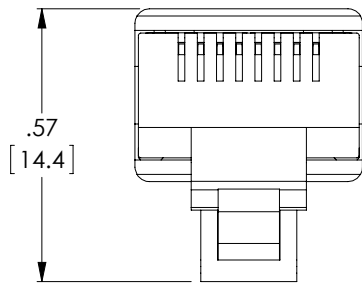
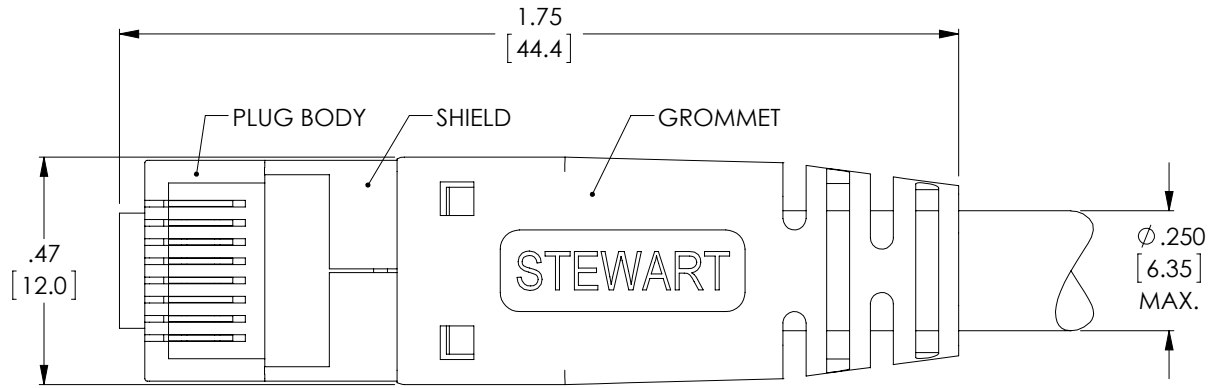


THE INFORMATION CONTAINED IN THIS DRAWING IS THE SOLE PROPERTY OF L-COM, INC. ANY REPRODUCTION IN PART OR WHOLE WITHOUT THE WRITTEN PERMISSION OF L-COM, INC. IS PROHIBITED.

**RoHS Compliant** ✓

REVISIONS			
REV	DESCRIPTION	DATE	APPROVED
A	INITIAL RELEASE	11/6/12	D.GRIFFIN

PART	MATERIAL	QTY.
PRE-INSERTED PLUG BODY WITH SHIELD	CLEAR POLYCARBONATE, UL 94-V0	1
GROMMET	BLACK POLYCARBONATE, UL 94-V0	1
WIRE ALIGNER (NOT SHOWN)	CLEAR POLYCARBONATE, UL 94-V0	1
LOAD BAR (NOT SHOWN)	BLACK POLYCARBONATE, UL 94-V0	1



NOTES:

- MATERIAL:  
CONTACTS: COPPER ALLOY, 50 μINCHES SELECTIVE GOLD PLATING  
SHIELD: COPPER ALLOY, NICKEL PLATING
- ALL DIMENSIONS ARE FOR REFERENCE ONLY
- COMPONENT SHALL BE PACKAGED 100 PIECES PER BAG IN ACCORDANCE WITH L-COM SPECIFICATION PS-0031.

UNLESS OTHERWISE SPECIFIED, DIMENSIONS ARE IN INCHES [mm] OVERALL CABLE LENGTH TOLERANCE: ≤12 [305] = +1 [25] / -0 >12 [305] ≤60 [1524] = +2 [51] / -0 >60 [1524] ≤120 [3048] = +4 [102] / -0 >120 [3048] ≤300 [7620] = +6 [152] / -0 >300 [7620] = +3% / -0% ALL OTHER DIMENSIONAL TOLERANCES: .X = ± .2 .XX = ± .02 .XXX = ±.005	APPROVALS DRAWN BY D. DESJARDIN CHECKED BY D. FRISIELLO APPROVED BY D. GALLAGHER	DATE 11/5/12 11/5/12 11/6/12	45 BEECHWOOD DRIVE NORTH ANDOVER, MA 01845		
	CONFIGURATION DETAILS OF UNDIMENSIONED FEATURES MAY VARY	CATEGORY <b>TELECOM/MODULAR</b>		PRODUCT DESCRIPTION <b>PLUG, RJ45 CAT6A SHD W/SR</b>	
PROJECTION 	COLOR VARIATIONS MAY OCCUR	SIZE <b>A</b>	FSCM NO. <b>43321</b>	DWG. NO. <b>TSP6088S</b>	REV. <b>A</b>
1AD03-032		SCALE: NONE	CAD FILE: TSP6088S.SLDDRW	SHEET 1 OF 1	