

6

5

4

3

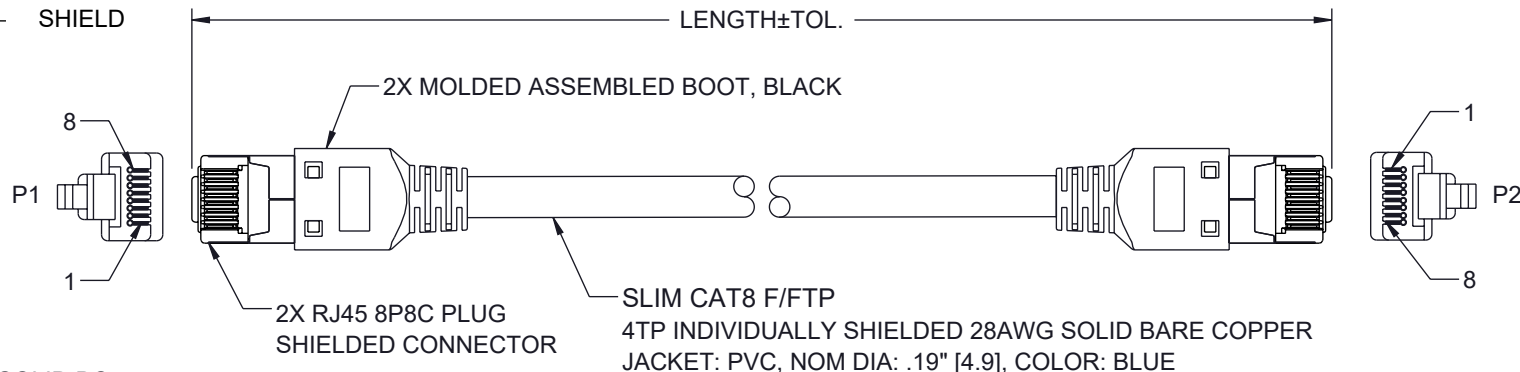
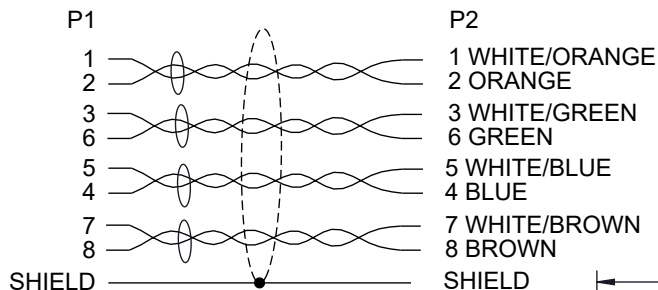
2

1

REVISION

ZONE	REV	DESCRIPTION	DATE	CHANGED BY	APPROVED
	A	INITIAL RELEASE	06/03/2024	DZINN	GUTTADAURO

WIRING MAP



NOTES:

PHYSICAL:

- CONDUCTOR TYPE: 28AWG, SOLID BC
- INSULATION: HDPE
- CONDUCTOR DIA: $0.85 \pm 0.05\text{mm}$
- CONNECTOR CONTACT MATERIAL: COPPER ALLOY, 50 μ " GOLD PLATED
- MINIMUM AVERAGE CABLE THICKNESS: .024 [0.60].

ELECTRICAL:

- BANDWIDTH: 2000 MHz
- VOLTAGE RATING: 30 V
- CONDUCTOR DC RESISTANCE: 24.2 Ω /100m (MAXIMUM)
- IMPEDANCE: 100 Ω
- CAPACITANCE: 5600pf/100m
- PROPAGATION DELAY: 545ns/100m (MAXIMUM)
- DELAY SKEW: 45ns/100m (MAXIMUM)
- PASS FLUKE DSX 8000 CHANNEL TEST

ENVIRONMENTAL:

- INSTALLATION TEMPERATURE RATING: 0°C TO +50°C
- OPERATING TEMPERATURE RATING: -20°C TO +60°C

MISCELLANEOUS:

- CABLE ASSEMBLY TO BE TESTED FOR CONTINUITY.
- CABLE ASSEMBLY SHALL BE INDIVIDUALLY PACKAGED.

REGULATORY COMPLIANCE:

EU RoHS DIRECTIVE (MOST RECENTLY RELEASED VERSION).

THE INFORMATION CONTAINED IN THIS DRAWING IS THE SOLE PROPERTY OF INFINITE ELECTRONICS, INC. ANY REPRODUCTION IN PART OR WHOLE WITHOUT THE WRITTEN PERMISSION OF INFINITE ELECTRONICS, INC. IS PROHIBITED. THESE COMMODITIES, TECHNOLOGY OR SOFTWARE WERE EXPORTED FROM THE UNITED STATES IN ACCORDANCE WITH THE EXPORT ADMINISTRATION REGULATIONS. DIVERSION CONTRARY TO U.S. LAW PROHIBITED.

ITEM NUMBER	LENGTH [TOL.]	
	FEET [IN]	METERS [mm]
TRD828TR-BLU-1F	1.00 [+1.38/- .59]	0.30 [+35/-15]
TRD828TR-BLU-2F	2.00 [+1.38/- .59]	0.61 [+35/-15]
TRD828TR-BLU-3F	3.00 [+1.38/- .59]	0.91 [+35/-15]
TRD828TR-BLU-5F	5.00 [+1.38/- .79]	1.52 [+35/-20]
TRD828TR-BLU-7F	7.00 [+1.38/- 1.18]	2.13 [+35/-30]
TRD828TR-BLU-10F	10.00 [+1.38/- 1.18]	3.05 [+35/-30]
TRD828TR-BLU-15F	15.00 [+1.38/- 1.18]	4.57 [+35/-30]
TRD828TR-BLU-25F	25.00 [\pm 2.36]	7.62 [\pm 60]

UNLESS OTHERWISE SPECIFIED
LEADING DIMENSIONS ARE INCHES
DIMENSIONS IN [] ARE MILLIMETERS

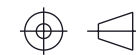
TOLERANCES:
 X = ± 2 [5] FRACTIONS
 .XX = ± 0.02 [0.5] $\pm 1/32$
 .XXX = ± 0.005 [0.13] ANGLES $\pm 1^\circ$

CABLE LENGTH TOLERANCES:
 ≤ 12 [305] = ± 1 [25] / -0
 >12 [305] ≤ 60 [1524] = ± 2 [51] / -0
 >60 [1524] ≤ 120 [3048] = ± 4 [102] / -0
 >120 [3048] ≤ 300 [7620] = ± 6 [152] / -0
 >300 [7620] = $\pm 5\%$ / -0

ALL DIMENSIONS ARE FOR REFERENCE ONLY
AND SUBJECT TO CHANGE WITHOUT NOTICE.
UN-DIMENSIONED/NON-CRITICAL FEATURES
MAY VARY IN SIZE AND LOCATION
COLORS MAY VARY

L-com
an INFINIT θ brand

Website: www.L-com.com
Phone: 1.800.341.5266 | 1.978.682.6936



INTERPRET ALL DIMENSIONS AND
TOLERANCES PER ASME Y14.5

SCALE SHEET
NONE 1 OF 1

DESCRIPTION

Cat8 CA, F/FTP 28AWG, SB CONN, PVC, BLU

SIZE	CAGE CODE	DRAWN BY	ITEM NO.	REV
A	43321	DZINN	TRD828TR-BLU	A

6

5

4

3

2

1