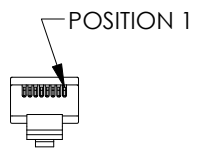
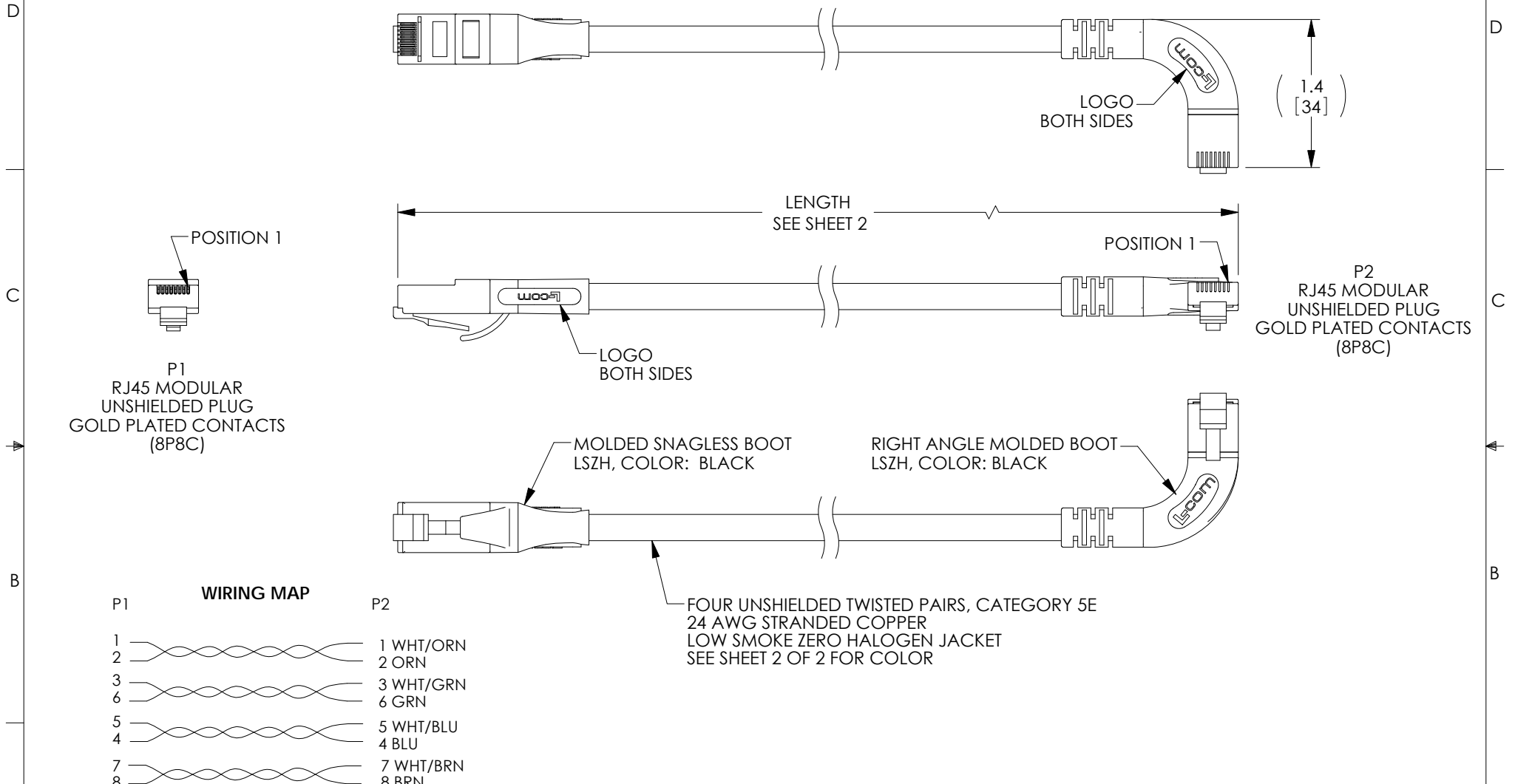
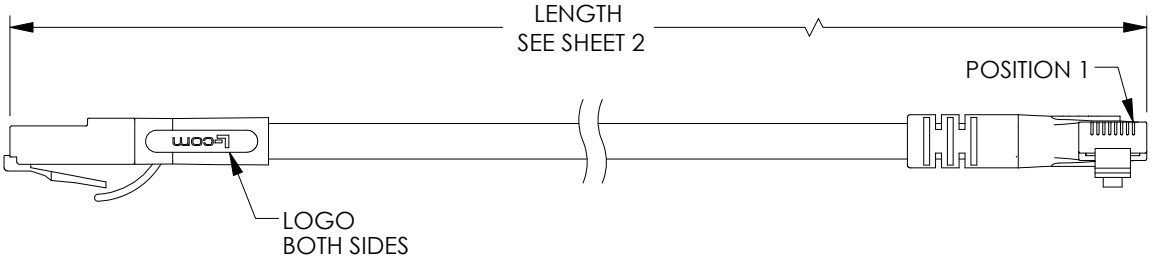


THE INFORMATION CONTAINED IN THIS DRAWING IS THE SOLE PROPERTY OF L-COM, INC. ANY REPRODUCTION IN PART OR WHOLE WITHOUT THE WRITTEN PERMISSION OF L-COM, INC. IS PROHIBITED.

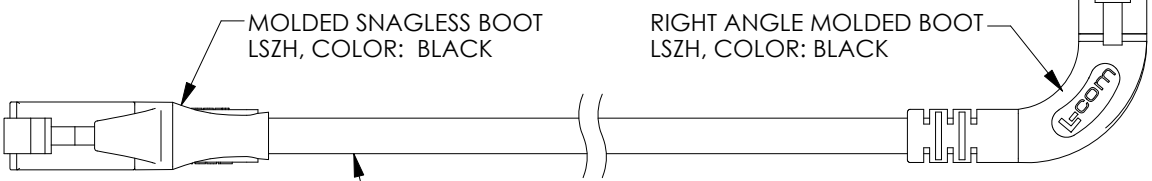
REVISIONS			
REV	DESCRIPTION	DATE	APPROVED
A	INITIAL RELEASE	2/8/12	D.FRISIELLO
B	ECN 6202: CHANGED BOOTS FROM "LSZH" TO "PE"	6/8/12	D.DESJARDIN
C	ECN6551: UPDATED NOTES. CHANGED PE NOTE TO LSZH	12/28/12	D.DESJARDIN
D	ECN 7667: REMOVE CHANNEL RATING NOTE AND ALL LENGTHS OVER 30 FT	11/21/14	D.FRISIELLO



P1  
RJ45 MODULAR  
UNSHIELDED PLUG  
GOLD PLATED CONTACTS  
(8P8C)



P2  
RJ45 MODULAR  
UNSHIELDED PLUG  
GOLD PLATED CONTACTS  
(8P8C)



FOUR UNSHIELDED TWISTED PAIRS, CATEGORY 5E  
24 AWG STRANDED COPPER  
LOW SMOKE ZERO HALOGEN JACKET  
SEE SHEET 2 OF 2 FOR COLOR

WIRING MAP	
P1	P2
1	1 WHT/ORN
2	2 ORN
3	3 WHT/GRN
6	6 GRN
5	5 WHT/BLU
4	4 BLU
7	7 WHT/BRN
8	8 BRN

- NOTES:**
1. PLUG CONFORMS TO TIA-1096
  2. CABLE ASSEMBLY SHALL BE TESTED FOR CONTINUITY.
  3. CABLE ASSEMBLY SHALL BE INDIVIDUALLY PACKAGED IN ACCORDANCE WITH L-COM SPECIFICATION PS-0031.
- REGULATORY COMPLIANCE:**  
CE2011/65/EU(RoHS DIRECTIVE)

UNLESS OTHERWISE SPECIFIED, DIMENSIONS ARE IN INCHES [mm] OVERALL CABLE LENGTH TOLERANCE: ≤12 [305] = +1 [25] / -0 >12 [305] ≤60 [1524] = +2 [51] / -0 >60 [1524] ≤120 [3048] = +4 [102] / -0 >120 [3048] ≤300 [7620] = +6 [152] / -0 >300 [7620] = +5% / -0%	APPROVALS	DATE		45 BEECHWOOD DRIVE NORTH ANDOVER, MA 01845
	DRAWN BY D.FRISIELLO	1/26/12		CATEGORY TELECOM/MODULAR
ALL OTHER DIMENSIONAL TOLERANCES: .X = ±.2 [5.08] .XX = ±.02 [1.51] .XXX = ±.005 [1.13]	CHECKED BY J.RUST	1/26/12	PRODUCT DESCRIPTION C5E LSZH UTP STR-RGT	
	APPROVED BY D.GALLAGHER	1/26/12	SIZE <b>A</b>	FSCM NO. <b>43321</b>
PROJECTION 	CONFIGURATION DETAILS OF UNDIMENSIONED FEATURES MAY VARY		DWG. NO. TRD815ZRA7	REV. <b>D</b>
COLOR VARIATIONS MAY OCCUR		SCALE: NONE		CAD FILE: TRD815ZRA7.SLDDRW
			SHEET 1 OF 2	

THE INFORMATION CONTAINED IN THIS DRAWING IS THE SOLE PROPERTY OF L-COM, INC. ANY REPRODUCTION IN PART OR WHOLE WITHOUT THE WRITTEN PERMISSION OF L-COM, INC. IS PROHIBITED.



PART NUMBER	COLOR	LENGTH FEET [METERS]	PART NUMBER	COLOR	LENGTH FEET [METERS]	PART NUMBER	COLOR	LENGTH FEET [METERS]
TRD815ZRA7BLK-1	BLACK	1.0 [0.30]	TRD815ZRA7RD-1	RED	1.0 [0.30]	TRD815ZRA7GRY-1	GRAY	1.0 [0.30]
TRD815ZRA7BLK-2	BLACK	2.0 [0.61]	TRD815ZRA7RD-2	RED	2.0 [0.61]	TRD815ZRA7GRY-2	GRAY	2.0 [0.61]
TRD815ZRA7BLK-3	BLACK	3.0 [0.91]	TRD815ZRA7RD-3	RED	3.0 [0.91]	TRD815ZRA7GRY-3	GRAY	3.0 [0.91]
TRD815ZRA7BLK-5	BLACK	5.0 [1.52]	TRD815ZRA7RD-5	RED	5.0 [1.52]	TRD815ZRA7GRY-5	GRAY	5.0 [1.52]
TRD815ZRA7BLK-7	BLACK	7.0 [2.13]	TRD815ZRA7RD-7	RED	7.0 [2.13]	TRD815ZRA7GRY-7	GRAY	7.0 [2.13]
TRD815ZRA7BLK-10	BLACK	10.0 [3.05]	TRD815ZRA7RD-10	RED	10.0 [3.05]	TRD815ZRA7GRY-10	GRAY	10.0 [3.05]
TRD815ZRA7BLK-15	BLACK	15.0 [4.57]	TRD815ZRA7RD-15	RED	15.0 [4.57]	TRD815ZRA7GRY-15	GRAY	15.0 [4.57]
TRD815ZRA7BLK-20	BLACK	20.0 [6.10]	TRD815ZRA7RD-20	RED	20.0 [6.10]	TRD815ZRA7GRY-20	GRAY	20.0 [6.10]
TRD815ZRA7BLK-25	BLACK	25.0 [7.62]	TRD815ZRA7RD-25	RED	25.0 [7.62]	TRD815ZRA7GRY-25	GRAY	25.0 [7.62]
TRD815ZRA7BLK-30	BLACK	30.0 [9.14]	TRD815ZRA7RD-30	RED	30.0 [9.14]	TRD815ZRA7GRY-30	GRAY	30.0 [9.14]

		45 BEECHWOOD DRIVE NORTH ANDOVER, MA 01845	
CATEGORY TELECOM/MODULAR			
PRODUCT DESCRIPTION C5E LSZ UTP STR-RGT			
SIZE <b>A</b>	FSCM NO. <b>43321</b>	DWG. NO. TRD815ZRA7	REV. <b>D</b>
SCALE: NONE		CAD FILE: TRD815ZRA7.SLDDRW	
			SHEET 2 OF 2