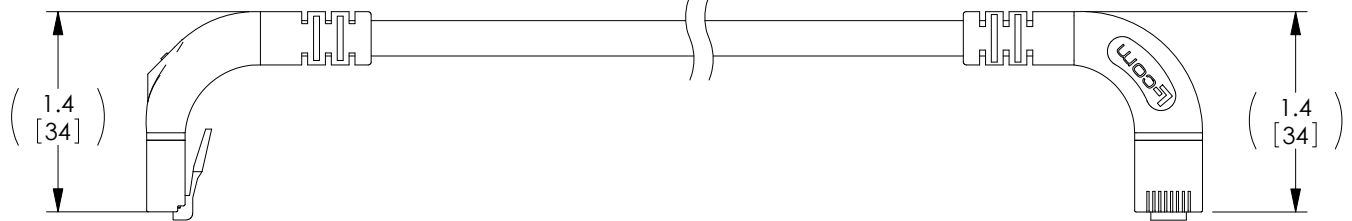
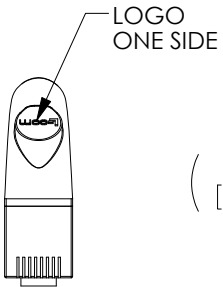


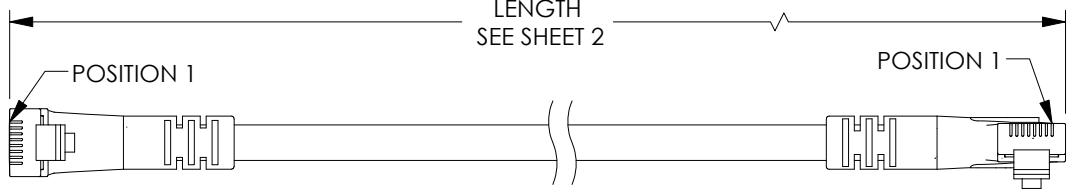
8 7 6 5 4 3 2 1

THE INFORMATION CONTAINED IN THIS DRAWING IS THE SOLE PROPERTY OF L-COM, INC. ANY REPRODUCTION IN PART OR WHOLE WITHOUT THE WRITTEN PERMISSION OF L-COM, INC. IS PROHIBITED.

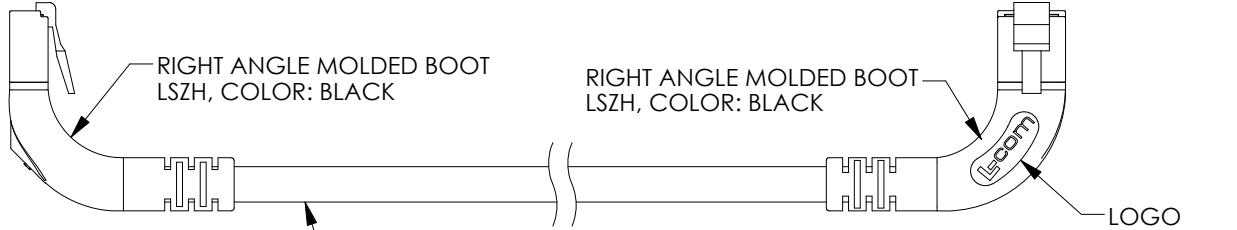
REVISIONS			
REV	DESCRIPTION	DATE	APPROVED
A	INITIAL RELEASE	2/8/12	D.FRISIELLO
B	ECN 6202: CHANGED BOOTS TO "PE"	6/4/12	D.DESJARDIN
C	ECN6551: UPDATED NOTES. CHANGED PE NOTE TO LSZH	12/28/12	D.DESJARDIN
D	ECN 7667: REMOVE CHANNEL RATING NOTE AND ALL LENGTHS OVER 30 FT	11/21/14	D.FRISIELLO



P1
RJ45 MODULAR
UNSHIELDED PLUG
GOLD PLATED CONTACTS
(8P8C)



P2
RJ45 MODULAR
UNSHIELDED PLUG
GOLD PLATED CONTACTS
(8P8C)



FOUR UNSHIELDED TWISTED PAIRS, CATEGORY 5E
24 AWG STRANDED COPPER
LOW SMOKE ZERO HALOGEN JACKET
SEE SHEET 2 OF 2 FOR COLOR

WIRING MAP

P1		P2
1	~	1 WHT/ORN
2	~	2 ORN
3	~	3 WHT/GRN
6	~	6 GRN
5	~	5 WHT/BLU
4	~	4 BLU
7	~	7 WHT/BRN
8	~	8 BRN

NOTES:

1. PLUG CONFORMS TO TIA-1096
2. CABLE ASSEMBLY SHALL BE TESTED FOR CONTINUITY.
3. CABLE ASSEMBLY SHALL BE INDIVIDUALLY PACKAGED IN ACCORDANCE WITH L-COM SPECIFICATION PS-0031.

REGULATORY COMPLIANCE:
CE2011/65/EU(RoHS DIRECTIVE)

UNLESS OTHERWISE SPECIFIED, DIMENSIONS ARE IN INCHES [mm] OVERALL CABLE LENGTH TOLERANCE: ≤12 [305] = +1 [25] / -0 >12 [305] ≤60 [1524] = +2 [51] / -0 >60 [1524] ≤120 [3048] = +4 [102] / -0 >120 [3048] ≤300 [7620] = +6 [152] / -0 >300 [7620] = +5% / -0%	APPROVALS	DATE		45 BEECHWOOD DRIVE NORTH ANDOVER, MA 01845
	DRAWN BY D.FRISIELLO	1/27/12		
ALL OTHER DIMENSIONAL TOLERANCES: .X = ± .2 [5.08] .XX = ± .02 [.51] .XXX = ±.005 [.13]	CHECKED BY J.RUST	1/27/12	CATEGORY TELECOM/MODULAR	
	APPROVED BY D. GALLAGHER	1/27/12	PRODUCT DESCRIPTION C5E LSZ UTP RGT-DWN	
PROJECTION 	CONFIGURATION DETAILS OF UNDIMENSIONED FEATURES MAY VARY	COLOR VARIATIONS MAY OCCUR	SIZE A	FSCM NO. 43321
			DWG. NO. TRD815ZRA10	REV. D
			SCALE: NONE	CAD FILE: TRD815ZRA10.SLDDRW
				SHEET 1 OF 2

THE INFORMATION CONTAINED IN THIS DRAWING IS THE SOLE PROPERTY OF L-COM, INC. ANY REPRODUCTION IN PART OR WHOLE WITHOUT THE WRITTEN PERMISSION OF L-COM, INC. IS PROHIBITED.



PART NUMBER	COLOR	LENGTH FEET [METERS]	PART NUMBER	COLOR	LENGTH FEET [METERS]	PART NUMBER	COLOR	LENGTH FEET [METERS]
TRD815ZRA10BLK-1	BLACK	1.0 [0.30]	TRD815ZRA10RD-1	RED	1.0 [0.30]	TRD815ZRA10GRY-1	GRAY	1.0 [0.30]
TRD815ZRA10BLK-2	BLACK	2.0 [0.61]	TRD815ZRA10RD-2	RED	2.0 [0.61]	TRD815ZRA10GRY-2	GRAY	2.0 [0.61]
TRD815ZRA10BLK-3	BLACK	3.0 [0.91]	TRD815ZRA10RD-3	RED	3.0 [0.91]	TRD815ZRA10GRY-3	GRAY	3.0 [0.91]
TRD815ZRA10BLK-5	BLACK	5.0 [1.52]	TRD815ZRA10RD-5	RED	5.0 [1.52]	TRD815ZRA10GRY-5	GRAY	5.0 [1.52]
TRD815ZRA10BLK-7	BLACK	7.0 [2.13]	TRD815ZRA10RD-7	RED	7.0 [2.13]	TRD815ZRA10GRY-7	GRAY	7.0 [2.13]
TRD815ZRA10BLK-10	BLACK	10.0 [3.05]	TRD815ZRA10RD-10	RED	10.0 [3.05]	TRD815ZRA10GRY-10	GRAY	10.0 [3.05]
TRD815ZRA10BLK-15	BLACK	15.0 [4.57]	TRD815ZRA10RD-15	RED	15.0 [4.57]	TRD815ZRA10GRY-15	GRAY	15.0 [4.57]
TRD815ZRA10BLK-20	BLACK	20.0 [6.10]	TRD815ZRA10RD-20	RED	20.0 [6.10]	TRD815ZRA10GRY-20	GRAY	20.0 [6.10]
TRD815ZRA10BLK-25	BLACK	25.0 [7.62]	TRD815ZRA10RD-25	RED	25.0 [7.62]	TRD815ZRA10GRY-25	GRAY	25.0 [7.62]
TRD815ZRA10BLK-30	BLACK	30.0 [9.14]	TRD815ZRA10RD-30	RED	30.0 [9.14]	TRD815ZRA10GRY-30	GRAY	30.0 [9.14]

		45 BEECHWOOD DRIVE NORTH ANDOVER, MA 01845	
CATEGORY TELECOM/MODULAR			
PRODUCT DESCRIPTION C5E LSZ UTP RGT-DWN			
SIZE A	FSCM NO. 43321	DWG. NO. TRD815ZRA10	REV. D
SCALE: NONE		CAD FILE: TRD815ZRA10.SLDDRW	
			SHEET 2 OF 2