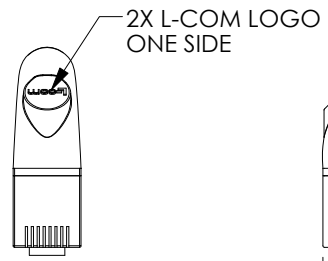


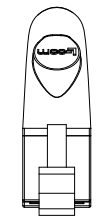
8 7 6 5 4 3 2 1

THE INFORMATION CONTAINED IN THIS DRAWING IS THE SOLE PROPERTY OF L-COM, INC. ANY REPRODUCTION IN PART OR WHOLE WITHOUT THE WRITTEN PERMISSION OF L-COM, INC. IS PROHIBITED.

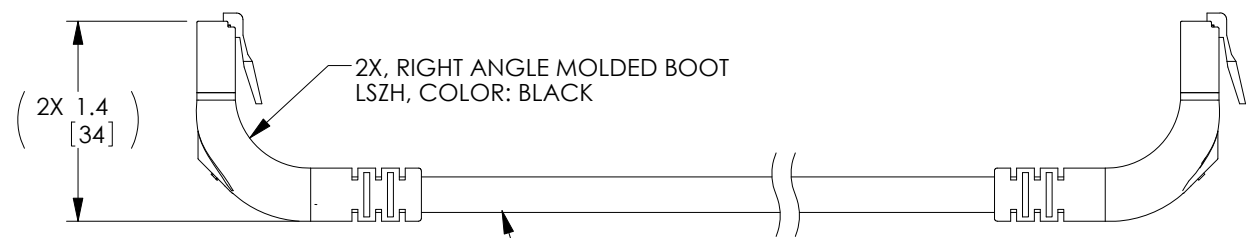
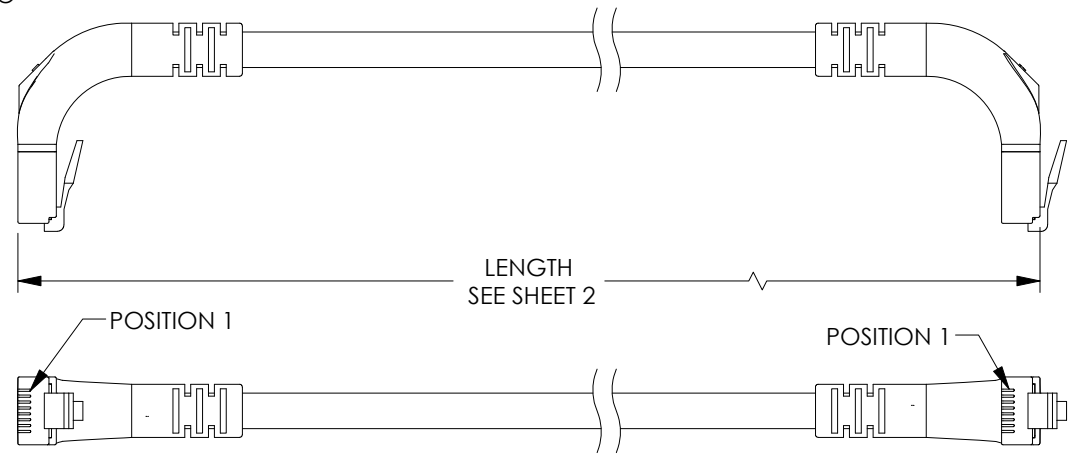
REVISIONS			
REV	DESCRIPTION	DATE	APPROVED
A	INITIAL RELEASE	2/9/12	D.FRISIELLO
B	ECN 6202: CHANGED BOOTS TO PE. CHANGED NOTES TO "SHIELDED" PLUG	6/1/12	D.DESJARDIN
C	ECN6553: UPDATED NOTES. CHANGED PE NOTE TO LSZH	12/31/12	D.DESJARDIN
D	ECN 7667: REMOVE CHANNEL RATING NOTE AND ALL LENGTHS OVER 30 FT	12/1/14	D.FRISIELLO



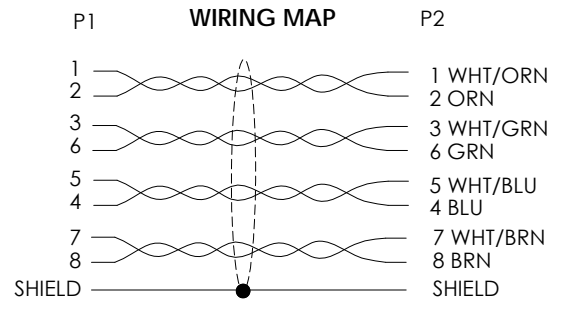
P1
SHIELDED RJ45 MODULAR PLUG
GOLD PLATED CONTACTS
(8P8C)



P2
SHIELDED RJ45 MODULAR PLUG
GOLD PLATED CONTACTS
(8P8C)



FOUR SHIELDED TWISTED PAIRS, CATEGORY 5E
26 AWG STRANDED COPPER
ALUMINUM/POLYESTER SHIELDING AND DRAIN WIRE
LOW SMOKE ZERO HALOGEN JACKET
SEE SHEET 2 FOR COLOR



- NOTES:**
1. PLUG CONFORMS TO TIA-1096
 2. CABLE ASSEMBLY SHALL BE TESTED FOR CONTINUITY.
 3. CABLE ASSEMBLY SHALL BE INDIVIDUALLY PACKAGED IN ACCORDANCE WITH L-COM SPECIFICATION PS-0031.

REGULATORY COMPLIANCE:
CE2011/65/EU (RoHS DIRECTIVE)

UNLESS OTHERWISE SPECIFIED, DIMENSIONS ARE IN INCHES [mm] OVERALL CABLE LENGTH TOLERANCE: ≤12 [305] = +1 [25] / -0 >12 [305] ≤60 [1524] = +2 [51] / -0 >60 [1524] ≤120 [3048] = +4 [102] / -0 >120 [3048] ≤300 [7620] = +6 [152] / -0 >300 [7620] = +5% / -0%	APPROVALS	DATE		45 BEECHWOOD DRIVE NORTH ANDOVER, MA 01845
	DRAWN BY D.FRISIELLO	2/3/12		CATEGORY
ALL OTHER DIMENSIONAL TOLERANCES: .X = ± .2 [5.08] .XX = ± .02 [1.51] .XXX = ± .005 [1.13]	CHECKED BY J.RUST	2/3/12	PRODUCT DESCRIPTION	
PROJECTION	APPROVED BY D.GALLAGHER	2/3/12	C5E LSZH FTP DWN-UP	
	CONFIGURATION DETAILS OF UNDIMENSIONED FEATURES MAY VARY		SIZE A	FSCM NO. 43321
	COLOR VARIATIONS MAY OCCUR		DWG. NO. TRD815SZRA4	REV. D
			SCALE: NONE	CAD FILE: TRD815SZRA4.SLDDRW
			SHEET 1 OF 2	

THE INFORMATION CONTAINED IN THIS DRAWING IS THE SOLE PROPERTY OF L-COM, INC. ANY REPRODUCTION IN PART OR WHOLE WITHOUT THE WRITTEN PERMISSION OF L-COM, INC. IS PROHIBITED.



PART NUMBER	COLOR	LENGTH FEET [METERS]	PART NUMBER	COLOR	LENGTH FEET [METERS]	PART NUMBER	COLOR	LENGTH FEET [METERS]
TRD815SZRA4BLK-1	BLACK	1.0 [0.30]	TRD815SZRA4RD-1	RED	1.0 [0.30]	TRD815SZRA4GRY-1	GRAY	1.0 [0.30]
TRD815SZRA4BLK-2	BLACK	2.0 [0.61]	TRD815SZRA4RD-2	RED	2.0 [0.61]	TRD815SZRA4GRY-2	GRAY	2.0 [0.61]
TRD815SZRA4BLK-3	BLACK	3.0 [0.91]	TRD815SZRA4RD-3	RED	3.0 [0.91]	TRD815SZRA4GRY-3	GRAY	3.0 [0.91]
TRD815SZRA4BLK-5	BLACK	5.0 [1.52]	TRD815SZRA4RD-5	RED	5.0 [1.52]	TRD815SZRA4GRY-5	GRAY	5.0 [1.52]
TRD815SZRA4BLK-7	BLACK	7.0 [2.13]	TRD815SZRA4RD-7	RED	7.0 [2.13]	TRD815SZRA4GRY-7	GRAY	7.0 [2.13]
TRD815SZRA4BLK-10	BLACK	10.0 [3.05]	TRD815SZRA4RD-10	RED	10.0 [3.05]	TRD815SZRA4GRY-10	GRAY	10.0 [3.05]
TRD815SZRA4BLK-15	BLACK	15.0 [4.57]	TRD815SZRA4RD-15	RED	15.0 [4.57]	TRD815SZRA4GRY-15	GRAY	15.0 [4.57]
TRD815SZRA4BLK-20	BLACK	20.0 [6.10]	TRD815SZRA4RD-20	RED	20.0 [6.10]	TRD815SZRA4GRY-20	GRAY	20.0 [6.10]
TRD815SZRA4BLK-25	BLACK	25.0 [7.62]	TRD815SZRA4RD-25	RED	25.0 [7.62]	TRD815SZRA4GRY-25	GRAY	25.0 [7.62]
TRD815SZRA4BLK-30	BLACK	30.0 [9.14]	TRD815SZRA4RD-30	RED	30.0 [9.14]	TRD815SZRA4GRY-30	GRAY	30.0 [9.14]

		45 BEECHWOOD DRIVE NORTH ANDOVER, MA 01845	
CATEGORY: TELECOM/MODULAR			
PRODUCT DESCRIPTION: C5E LSZ FTP DWN-UP			
SIZE: A	FSCM NO.: 43321	DWG. NO.: TRD815SZRA4	REV.: D
SCALE: NONE CAD FILE: TRD815SZRA4.SLDDRW			SHEET 2 OF 2