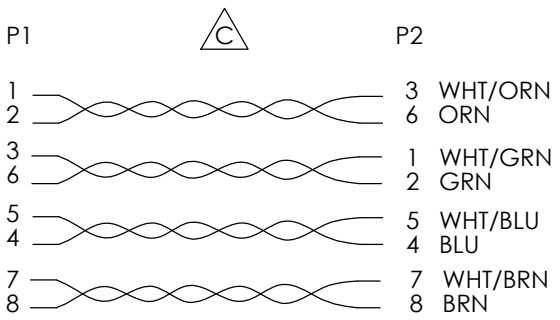

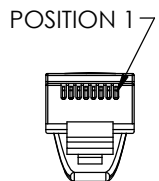
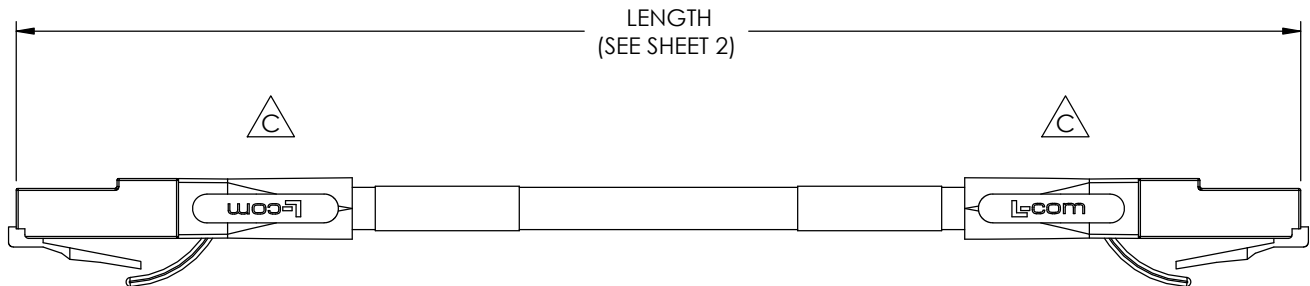


THE INFORMATION CONTAINED IN THIS DRAWING IS THE SOLE PROPERTY OF L-COM, INC. ANY REPRODUCTION IN PART OR WHOLE WITHOUT THE WRITTEN PERMISSION OF L-COM, INC. IS PROHIBITED.

REVISIONS			
REV	DESCRIPTION	DATE	APPROVED
A	INITIAL RELEASE	01/12/07	D. PARHAM
B	ECN#3240: ADDED 1, 2, 5 & 25 FT LENGTHS	03/20/08	D. PARHAM
C	ECN 6416: NEW FORMAT, ADD WIRE MAP, REVISE BOOT LOGO, PACKAGING	9/21/12	D.FRISIELLO



NOTES:
MATERIAL:
 PLUG HOUSING: POLYCARBONATE, CLEAR, UL94V-0
 CONTACTS: PHOSPHOR BRONZE
 CABLE JACKET: PVC
 JACKET COLOR: SEE SHEET 2
 STRAIN RELIEF: PVC

FINISH:
 PLUG CONTACTS: 50 μINCHES GOLD IN CONTACT AREA OVER 100 μINCHES NICKEL PLATE OVERALL

CABLE CHARACTERISTICS:
 UNSHIELDED TWISTED PAIR, CATEGORY 5E
 24 AWG STRANDED COPPER

MISCELLANEOUS:
 PLUG CONFORMS TO TIA-1096.
 OPERATING TEMPERATURE RANGE: -20°C TO +60°C.
 CABLES TO BE TESTED FOR CONTINUITY.
 CABLES TO BE INDIVIDUALLY PACKAGED IN ACCORDANCE WITH L-COM SPECIFICATION PS-0031.
 LABEL MARKING TO BE BLACK TEXT ON WHITE BACKGROUND.

WIRING MAP

RoHS Compliant ✓

UNLESS OTHERWISE SPECIFIED, DIMENSIONS ARE IN INCHES [mm] OVERALL CABLE LENGTH TOLERANCE: ≤12 [305] = +1 [25] / -0 >12 [305] ≤60 [1524] = +2 [51] / -0 >60 [1524] ≤120 [3048] = +4 [102] / -0 >120 [3048] ≤300 [7620] = +6 [152] / -0 >300 [7620] = +3% / -0%	APPROVALS	DATE		45 BEECHWOOD DRIVE NORTH ANDOVER, MA 01845
	DRAWN BY D. PARHAM	01/12/2007		CATEGORY
ALL OTHER DIMENSIONAL TOLERANCES: .X ± .2 .XX ± .02 .XXX ± .005	CHECKED BY C.McCORMICK	01/12/2007	PRODUCT DESCRIPTION	
PROJECTION	APPROVED BY J.ROBERTS	01/12/2007	CATEGORY 5E CROSS-OVER CABLE	
	CONFIGURATION DETAILS OF UNDIMENSIONED FEATURES MAY VARY	COLOR VARIATIONS MAY OCCUR	SIZE A	FSCM NO. 43321
REF	SCALE: NONE	CAD FILE: TRD815CR-B.SLDDRW	DWG. NO. TRD815CR-B	REV. C
			SHEET 1 OF 2	

THE INFORMATION CONTAINED IN THIS DRAWING IS THE SOLE PROPERTY OF L-COM, INC. ANY REPRODUCTION IN PART OR WHOLE WITHOUT THE WRITTEN PERMISSION OF L-COM, INC. IS PROHIBITED.

PART NUMBER	COLOR	LENGTH FEET [METERS]	PART NUMBER	COLOR	LENGTH FEET [METERS]	PART NUMBER	COLOR	LENGTH FEET [METERS]
TRD815CRBLK-1	BLACK	1 [0.31]	TRD815CRBL-1	BLUE	1 [0.31]	TRD815CRY-1	YELLOW	1 [0.31]
TRD815CRBLK-2	BLACK	2 [0.61]	TRD815CRBL-2	BLUE	2 [0.61]	TRD815CRY-2	YELLOW	2 [0.61]
TRD815CRBLK-3	BLACK	3 [0.91]	TRD815CRBL-3	BLUE	3 [0.91]	TRD815CRY-3	YELLOW	3 [0.91]
TRD815CRBLK-5	BLACK	5 [1.52]	TRD815CRBL-5	BLUE	5 [1.52]	TRD815CRY-5	YELLOW	5 [1.52]
TRD815CRBLK-7	BLACK	7 [2.13]	TRD815CRBL-7	BLUE	7 [2.13]	TRD815CRY-7	YELLOW	7 [2.13]
TRD815CRBLK-10	BLACK	10 [3.05]	TRD815CRBL-10	BLUE	10 [3.05]	TRD815CRY-10	YELLOW	10 [3.05]
TRD815CRBLK-15	BLACK	15 [4.57]	TRD815CRBL-15	BLUE	15 [4.57]	TRD815CRY-15	YELLOW	15 [4.57]
TRD815CRBLK-25	BLACK	25 [7.62]	TRD815CRBL-25	BLUE	25 [7.62]	TRD815CRY-25	YELLOW	25 [7.62]
TRD815CRGR-1	GREEN	1 [0.31]	TRD815CRR-1	RED	1 [0.31]			
TRD815CRGR-2	GREEN	2 [0.61]	TRD815CRR-2	RED	2 [0.61]			
TRD815CRGR-3	GREEN	3 [0.91]	TRD815CRR-3	RED	3 [0.91]			
TRD815CRGR-5	GREEN	5 [1.52]	TRD815CRR-5	RED	5 [1.52]			
TRD815CRGR-7	GREEN	7 [2.13]	TRD815CRR-7	RED	7 [2.13]			
TRD815CRGR-10	GREEN	10 [3.05]	TRD815CRR-10	RED	10 [3.05]			
TRD815CRGR-15	GREEN	15 [4.57]	TRD815CRR-15	RED	15 [4.57]			
TRD815CRGR-25	GREEN	25 [7.62]	TRD815CRR-25	RED	25 [7.62]			



45 BEECHWOOD DRIVE
NORTH ANDOVER, MA
01845

CATEGORY
MODULAR

PRODUCT DESCRIPTION
CATEGORY 5E CROSS-OVER CABLE

SIZE A	FSCM NO. 43321	DWG. NO. TRD815CR-B	REV. C
------------------	--------------------------	-------------------------------	------------------

SCALE: NONE | CAD FILE: TRD815CR-B.SLDDRW | SHEET 2 OF 2