

6

5

4

3

2

1

| REVISION | | | | | |
|----------|-----|-------------|-----------|------------|------------|
| ZONE | REV | DESCRIPTION | DATE | CHANGED BY | APPROVED |
| | B | ECO-14180 | 1/28/2025 | DMAY | GUTTADAURO |

F

F

E

E

D

D

C

C

B

B

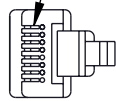
A

A

LENGTH ±TOL.
SEE SHEET 2

POSITION 1

"P1"

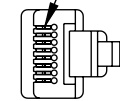


2X SHIELDED
RJ45 PLUG
(8P8C)

CAT 7
4 TP 30AWG STRANDED BARE COPPER WITH
INDIVIDUAL ALUM/POLY FOIL SHIELDS AND
SINGLE COPPER DRAIN WIRE
JACKET: CM PVC, BLACK
NOM. DIA: .34 [8.5] X .11 [2.8]

POSITION 1

"P2"

**NOTES:****PHYSICAL CHARACTERISTICS:**

- CABLE TYPE: CAT7 U/FTP
- TEMPERATURE RATING:
 - INSTALLATION: 0°C~50°C
 - OPERATION: -20°C~60°C
- VOLTAGE RATING: 30V

MECHANICAL CHARACTERISTICS:

- CONTACT MATERIAL: COPPER ALLOY, 50U" GOLD PLATING

ELECTRICAL CHARACTERISTICS:

- CONDUCTOR DC RESISTANCE: 38.5Ω/100M (MAXIMUM)
- IMPEDANCE: 100Ω
- CAPACITANCE: 5600pf/100M
- PROPAGATION DELAY: 545ns/100M (MAXIMUM)
- DELAY SKEW: 45ns/100M (MAXIMUM)
- PASS FLUKE DSX 8000 CHANNEL TEST (5% TEST)
- BANDWIDTH: 600MHz

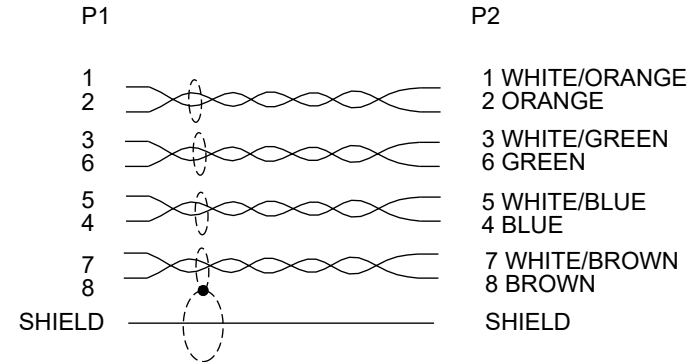
MISCELLANEOUS:

- CABLE ASSEMBLY TO BE TESTED FOR CONTINUITY.
- CABLE ASSEMBLY SHALL BE INDIVIDUALLY PACKAGED IN ACCORDANCE WITH L-COM SPECIFICATION PS-0031.

REGULATORY COMPLIANCE:

EU RoHS DIRECTIVE (MOST RECENT RELEASED VERSION)

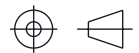
THE INFORMATION CONTAINED IN THIS DRAWING IS THE SOLE PROPERTY OF INFINITE ELECTRONICS, INC. ANY REPRODUCTION IN PART OR WHOLE WITHOUT THE WRITTEN PERMISSION OF INFINITE ELECTRONICS, INC. IS PROHIBITED. THESE COMMODITIES, TECHNOLOGY OR SOFTWARE WERE EXPORTED FROM THE UNITED STATES IN ACCORDANCE WITH THE EXPORT ADMINISTRATION REGULATIONS. DIVERSION CONTRARY TO U.S. LAW PROHIBITED.

WIRING MAP

| | |
|--|-----------------|
| UNLESS OTHERWISE SPECIFIED LEADING DIMENSIONS ARE INCHES DIMENSIONS IN [] ARE MILLIMETERS | |
| TOLERANCES: | |
| .X = ±.2 [5] | FRACTIONS |
| .XX = ±.02 [0.5] | ± 1/32 |
| .XXX = ±.005 [0.13] | ANGLES ± 1° |
| CABLE LENGTH TOLERANCES: | |
| ≤12 [305] | = +1 [25] / -0 |
| >12 [305] ≤ 60 [1524] | = +2 [51] / -0 |
| >60 [1524] ≤ 120 [3048] | = +4 [102] / -0 |
| >120 [3048] ≤ 300 [7620] | = +6 [152] / -0 |
| >300 [7620] | = +5% / -0 |
| ALL DIMENSIONS ARE FOR REFERENCE ONLY AND SUBJECT TO CHANGE WITHOUT NOTICE. UN-DIMENSIONED/NON-CRITICAL FEATURES MAY VARY IN SIZE AND LOCATION COLORS MAY VARY | |

L-com
an INFINIT@ brand

Website: www.L-com.com
Phone: 1.800.341.5266 | 1.978.682.6936



INTERPRET ALL DIMENSIONS AND
TOLERANCES PER ASME Y14.5

| | |
|-------|--------|
| SCALE | SHEET |
| NONE | 1 OF 2 |

| | | | | |
|----------------------------|-----------|------------|------------|-----|
| DESCRIPTION | | | | |
| C7 FLAT U/FTP 30AWG CM PVC | | | | |
| SIZE | CAGE CODE | DRAWN BY | ITEM NO. | REV |
| A | 43321 | DFRISIELLO | TRD730FLAT | B |

6

5

4

3

2

1

6

5

4

3

2

1

F

F

E

E

D

D

C

C

B

B

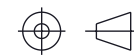
A

A

| PART NUMBER | COLOR | LENGTH FEET [METERS] | TOLERANCE INCH [mm] |
|--------------------|-------|-------------------------|------------------------|
| TRD730FLAT-BLK-05F | BLACK | 0.5 [0.15] | +1.38/--.59 [+35/-15] |
| TRD730FLAT-BLK-1F | BLACK | 1.0 [0.30] | +1.38/--.59 [+35/-15] |
| TRD730FLAT-BLK-3F | BLACK | 3.0 [0.91] | +1.38/--.59 [+35/-15] |
| TRD730FLAT-BLK-5F | BLACK | 5.0 [1.52] | +1.38/--.79 [+35/-20] |
| TRD730FLAT-BLK-7F | BLACK | 7.0 [2.13] | +1.38/-1.18 [+35/-30] |
| TRD730FLAT-BLK-10F | BLACK | 10.0 [3.04] | +1.38/-1.18 [+35/-30] |
| TRD730FLAT-BLK-15F | BLACK | 15.0 [4.57] | +1.38/-1.18 [+35/-30] |
| TRD730FLAT-BLK-25F | BLACK | 25.0 [7.62] | ± 2.36 [60] |
| TRD730FLAT-BLK-35F | BLACK | 35.0 [9.14] | ± 3.15 [80] |
| TRD730FLAT-BLK-50F | BLACK | 50.0 [15.24] | ± 3.15 [80] |
| TRD730FLAT-BLK-65F | BLACK | 65.0 [19.81] | ± 3.15 [80] |

L-com[®]
an INFINIT[®] brand

Website: www.L-com.com
Phone: 1.800.341.5266 | 1.978.682.6936



INTERPRET ALL DIMENSIONS AND
TOLERANCES PER ASME Y14.5

| | |
|-------|--------|
| SCALE | SHEET |
| NONE | 2 OF 2 |

DESCRIPTION

C7 FLAT U/FTP 30AWG CM PVC

THE INFORMATION CONTAINED IN THIS DRAWING IS THE SOLE PROPERTY OF INFINITE ELECTRONICS, INC. ANY REPRODUCTION IN PART OR WHOLE WITHOUT THE WRITTEN PERMISSION OF INFINITE ELECTRONICS, INC. IS PROHIBITED. THESE COMMODITIES, TECHNOLOGY OR SOFTWARE WERE EXPORTED FROM THE UNITED STATES IN ACCORDANCE WITH THE EXPORT ADMINISTRATION REGULATIONS. DIVERSION CONTRARY TO U.S. LAW PROHIBITED.

ALL DIMENSIONS ARE FOR REFERENCE ONLY
AND SUBJECT TO CHANGE WITHOUT NOTICE.
UN-DIMENSIONED/NON-CRITICAL FEATURES
MAY VARY IN SIZE AND LOCATION
COLORS MAY VARY

| | | | | |
|------|-----------|------------|------------|-----|
| SIZE | CAGE CODE | DRAWN BY | ITEM NO. | REV |
| A | 43321 | DFRISIELLO | TRD730FLAT | B |

6

5

4

3

2

1