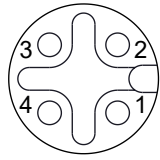
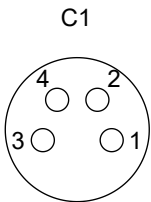

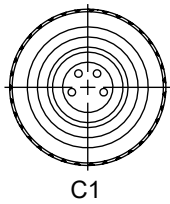
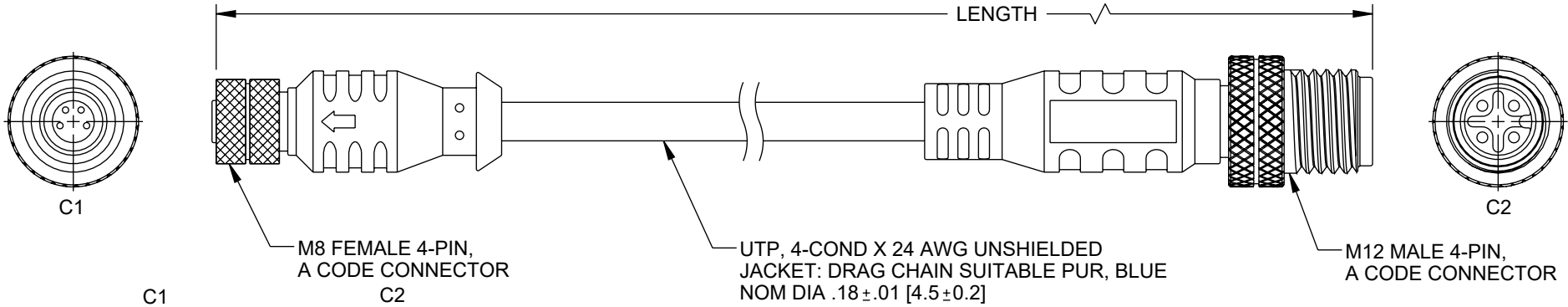


REVISION					
ZONE	REV	DESCRIPTION	DATE	CHANGED BY	APPROVED
	B	ECO-13357	04/09/2024	AKRESOWSKI	DGUST



PIN ASSIGNMENTS FRONT VIEW

PIN ASSIGNMENTS FRONT VIEW

NOTES:

ELECTRICAL:

- NOMINAL VOLTAGE: 300V
- OPERATING VOLTAGE: 60V DC MAX.
- OPERATING CURRENT PER CONTACT: 0.5A MAX.

APPLICATION:

- INGRESS PROTECTION RATING IS IP67 (MATED)
- RECOMMENDED TORQUE VALUE: 0.6 Nm
- BEND RADIUS FIXED: 36 mm MIN.
- BEND RADIUS MOBILE: 67.5 mm MIN.
- TORSION STRESS: ±180°/meter.

ENVIRONMENTAL:

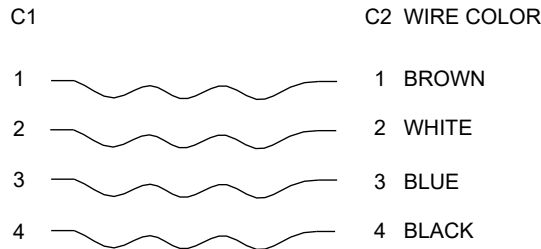
- TEMPERATURE RANGE FIXED: -25°C TO +80°C
- TEMPERATURE RANGE MOBILE: -25°C TO +70°C
- CABLE JACKET RESISTANCE: OIL
- CABLE JACKET FLAME RATING: HB (UL 94).

MISCELLANEOUS

- CABLE ASSEMBLY TO BE TESTED FOR CONTINUITY.
- CABLE ASSEMBLY SHALL BE INDIVIDUALLY PACKAGED.

THE INFORMATION CONTAINED IN THIS DRAWING IS THE SOLE PROPERTY OF INFINITE ELECTRONICS, INC. ANY REPRODUCTION IN PART OR WHOLE WITHOUT THE WRITTEN PERMISSION OF INFINITE ELECTRONICS, INC. IS PROHIBITED. THESE COMMODITIES, TECHNOLOGY OR SOFTWARE WERE EXPORTED FROM THE UNITED STATES IN ACCORDANCE WITH THE EXPORT ADMINISTRATION REGULATIONS. DIVERSION CONTRARY TO U.S. LAW PROHIBITED.

WIRING MAP



ITEM NUMBER	LENGTH METERS [FEET]	TOLERANCE INCH [mm]
TR8GA421-P4L-05M	0.5 [1.64]	+ 1.38 [35] - 0.59 [15]
TR8GA421-P4L-1M	1.0 [3.28]	+ 1.38 [35] - 0.79 [20]
TR8GA421-P4L-2M	2.0 [6.56]	+ 1.38 [35] - 1.18 [30]
TR8GA421-P4L-3M	3.0 [9.84]	+ 1.38 [35] - 1.18 [30]
TR8GA421-P4L-5M	5.0 [16.4]	±2.36 [±60]
TR8GA421-P4L-10M	10.0 [32.8]	±2.36 [±60]
TR8GA421-P4L-15M	15.0 [49.2]	±3.15 [±80]

UNLESS OTHERWISE SPECIFIED LEADING DIMENSIONS ARE INCHES DIMENSIONS IN [] ARE MILLIMETERS

TOLERANCES:

X = ±.2 [5]	FRACTIONS ± 1/32
.XX = ±.02 [0.5]	ANGLES ± 1°
.XXX = ±.005 [0.13]	

CABLE LENGTH TOLERANCES:

≤12 [305]	= +1 [25] / -0
>12 [305] ≤ 60 [1524]	= +2 [51] / -0
>60 [1524] ≤ 120 [3048]	= +4 [102] / -0
>120 [3048] ≤ 300 [7620]	= +6 [152] / -0
>300 [7620]	= +5% / -0

ALL DIMENSIONS ARE FOR REFERENCE ONLY AND SUBJECT TO CHANGE WITHOUT NOTICE. UN-DIMENSIONED NON-CRITICAL FEATURES MAY VARY IN SIZE AND LOCATION. COLORS MAY VARY.

an INFINIT@ brand

Website: www.L-com.com
Phone: 1.800.341.5266 | 1.978.682.6936

SCALE NONE

SHEET 1 OF 1

INTERPRET ALL DIMENSIONS AND TOLERANCES PER ASME Y14.5

DESCRIPTION				
M8 4-POSITION FEMALE TO M12 4-POSITION MALE IP67 A-CODE CABLE ASSEMBLY, UNSHIELDED 24AWG PUR JACKET, BLUE				
SIZE	CAGE CODE	DRAWN BY	ITEM NO.	REV
A	43321	VTHANGARAJ	TR8GA421-P4L	B