

6

5

4

3

2

1

REVISION

ZONE	REV	DESCRIPTION	DATE	CHANGED BY	APPROVED
	B	ECO-13357	04/08/2024	AKRESOWSKI	DGUST

F

E

D

C

B

A

F

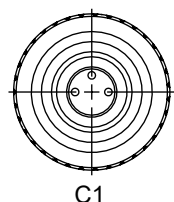
E

D

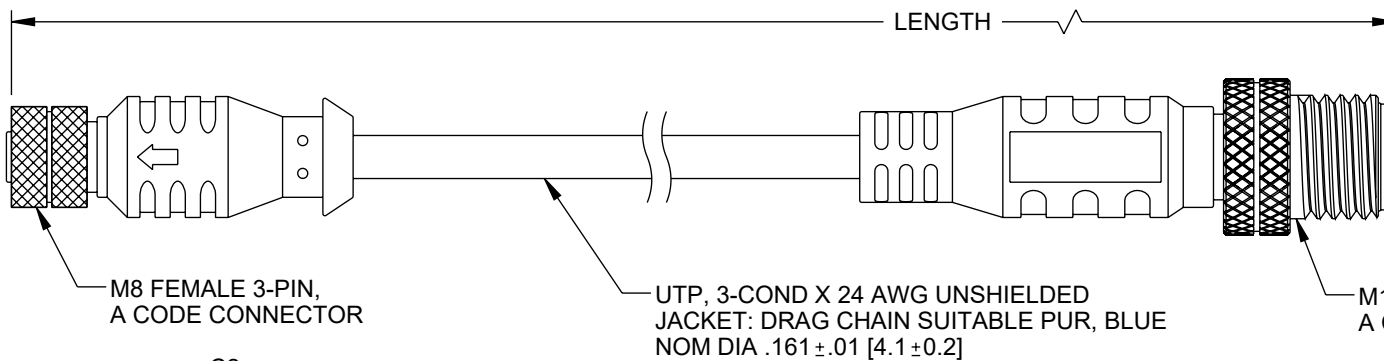
C

B

A



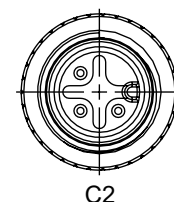
C1



M8 FEMALE 3-PIN,
A CODE CONNECTOR

UTP, 3-COND X 24 AWG UNSHIELDED
JACKET: DRAG CHAIN SUITABLE PUR, BLUE
NOM DIA .161 ± .01 [4.1 ± 0.2]

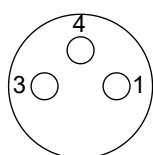
M12 MALE 3-PIN,
A CODE CONNECTOR



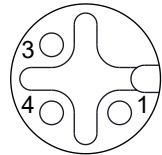
C2

C1

C2



PIN ASSIGNMENTS
FRONT VIEW



PIN ASSIGNMENTS
FRONT VIEW

NOTES:

ELECTRICAL:

- NOMINAL VOLTAGE: 300V
- OPERATING VOLTAGE: 60V DC MAX.
- OPERATING CURRENT PER CONTACT: 0.5A MAX.

APPLICATION:

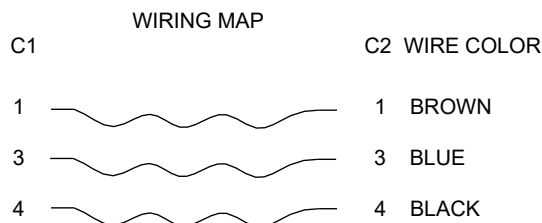
- INGRESS PROTECTION RATING IS IP67 (MATED)
- RECOMMENDED TORQUE VALUE: 0.6Nm
- BEND RADIUS FIXED: 32.8mm MIN.
- BEND RADIUS MOBILE: 61.5mm MIN.
- TORSION STRESS: ±180°/meter.

ENVIRONMENTAL:

- TEMPERATURE RANGE FIXED: -25°C TO +80°C
- TEMPERATURE RANGE MOBILE: -25°C TO +70°C
- CABLE JACKET RESISTANCE: OIL
- CABLE JACKET FLAME RATING: HB (UL 94).

MISCELLANEOUS

- CABLE ASSEMBLY TO BE TESTED FOR CONTINUITY.
- CABLE ASSEMBLY SHALL BE INDIVIDUALLY PACKAGED.



ITEM NUMBER	LENGTH METERS [FEET]	TOLERANCE INCH [mm]
TR8GA321-P4L-05M	0.5 [1.64]	+ 1.38 [35] - 0.59 [15]
TR8GA321-P4L-1M	1.0 [3.28]	+ 1.38 [35] - 0.79 [20]
TR8GA321-P4L-2M	2.0 [6.56]	+ 1.38 [35] - 1.18 [30]
TR8GA321-P4L-3M	3.0 [9.84]	+ 1.38 [35] - 1.18 [30]
TR8GA321-P4L-5M	5.0 [16.4]	±2.36 [±60]
TR8GA321-P4L-10M	10.0 [32.8]	±2.36 [±60]
TR8GA321-P4L-15M	15.0 [49.2]	±3.15 [±80]

THE INFORMATION CONTAINED IN THIS DRAWING IS THE SOLE PROPERTY OF INFINITE ELECTRONICS, INC. ANY REPRODUCTION IN PART OR WHOLE WITHOUT THE WRITTEN PERMISSION OF INFINITE ELECTRONICS, INC. IS PROHIBITED. THESE COMMODITIES, TECHNOLOGY OR SOFTWARE WERE EXPORTED FROM THE UNITED STATES IN ACCORDANCE WITH THE EXPORT ADMINISTRATION REGULATIONS. DIVERSION CONTRARY TO U.S. LAW PROHIBITED.

UNLESS OTHERWISE SPECIFIED
LEADING DIMENSIONS ARE INCHES
DIMENSIONS IN [] ARE MILLIMETERS

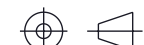
TOLERANCES:
X = ±.2 [5] | FRACTIONS
.XX = ±.02 [0.5] | ± 1/32
.XXX = ±.005 [0.13] | ANGLES ± 1°

CABLE LENGTH TOLERANCES:
≤12 [305] = +1 [25] / -0
>12 [305] ≤ 60 [1524] = +2 [51] / -0
>60 [1524] ≤ 120 [3048] = +4 [102] / -0
>120 [3048] ≤ 300 [7620] = +6 [152] / -0
>300 [7620] = +5% / -0

ALL DIMENSIONS ARE FOR REFERENCE ONLY
AND SUBJECT TO CHANGE WITHOUT NOTICE.
UN-DIMENSIONED/NON-CRITICAL FEATURES
MAY VARY IN SIZE AND LOCATION
COLORS MAY VARY

L-com
an INFINIT® brand

Website: www.L-com.com
Phone: 1.800.341.5266 | 1.978.682.6936



INTERPRET ALL DIMENSIONS AND
TOLERANCES PER ASME Y14.5

SCALE	SHEET
NONE	1 OF 1

DESCRIPTION
M8 3-POSITION FEMALE TO M12 3-POSITION MALE, IP67 A-
CODE CABLE ASSEMBLY, UNSHIELDED 24AWG PUR JACKET,
BLUE

SIZE	CAGE CODE	DRAWN BY	ITEM NO.	REV
A	43321	VTHANGARAJ	TR8GA321-P4L	B

6

5

4

3

2

1