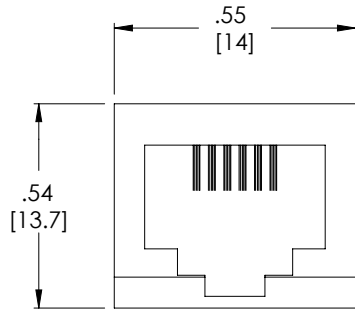
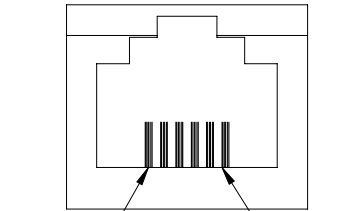
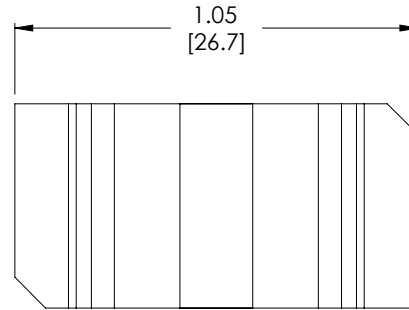


THE INFORMATION CONTAINED IN THIS DRAWING IS THE SOLE PROPERTY OF L-COM, INC. ANY REPRODUCTION IN PART OR WHOLE WITHOUT THE WRITTEN PERMISSION OF L-COM, INC. IS PROHIBITED.

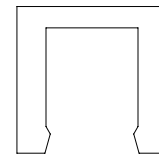
| REVISIONS | | | |
|-----------|---|----------|-----------|
| REV | DESCRIPTION | DATE | APPROVED |
| A | DRAWING REPLACES TDG1026A-6C-OD1 AT REV B | 11/14/14 | D. CASTRO |
| | | | |
| | | | |



RJ12 JACK
(6P6C)

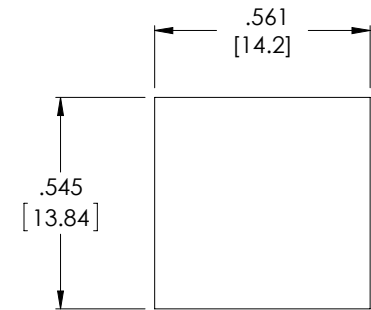


RJ12 JACK
(6P6C)



TDG1026A-6CBK
RETAINER

| PANEL THICKNESS | NO. OF CLIPS |
|-------------------------------------|--------------|
| LESS THAN .050" [1.25 MM] | 4 |
| .050" TO .070" [1.25 TO 1.78 MM] | 3 |
| .070" TO .090" [1.78 TO 2.29 MM] | 2 |



RECOMMENDED
PANEL CUT-OUT

SPECIFICATIONS;

UL94V-0 COMPLIANT
CSA CERTIFIED: CUL
CATEGORY 3 RATED

MATERIALS;

HOUSING: ABS
COLOR: IVORY
CONTACTS: PHOSPHOR BRONNZE
CONTACT PLATING: 30 μINCHES GOLD OVER NICKEL

ELECTRICAL;

CURRENT RATING: 1.5 AMP MAX
VOLTAGE RATING: 1000 VOLTS

ENVIRONMENTAL;

OPERATING TEMPERATURE RANGE: 0°C TO 60°C

APPLICATION:

FEED THROUGH COUPLER
RETAINER CLIP (P/N TDG1026A-6CBK, ORDERED SEPARATELY)
REQUIRED FOR PANEL MOUNTING. USE TABLE TO
DETERMINE HOW MANY CLIPS ARE NEEDED.

MISCELLANEOUS:

DIMENSIONS ARE FOR REFERENCE ONLY.
COUPLER SHALL BE TESTED FOR CONTINUITY.
COUPLER SHALL BE INDIVIDUALLY PACKAGED IN
ACCORDANCE WITH L-COM SPECIFICATION PS-0031.

REGULATORY COMPLIANCE:

CE2011/65/EU (RoHS DIRECTIVE)

| | | | | |
|--|--|-------------|---|---------------------|
| UNLESS OTHERWISE SPECIFIED, DIMENSIONS ARE IN INCHES [mm] OVERALL CABLE LENGTH TOLERANCE: ≤12 [305] = +1 [25] / -0 >12 [305] ≤60 [1524] = +2 [51] / -0 >60 [1524] ≤120 [3048] = +4 [102] / -0 >120 [3048] ≤300 [7620] = +6 [152] / -0 >300 [7620] = +5% / -0% ALL OTHER DIMENSIONAL TOLERANCES: .X = ± .2 [5.08] .XX = ± .02 [5.1] .XXX = ±.005 [1.3] | APPROVALS | DATE | 45 BEECHWOOD DRIVE NORTH ANDOVER, MA 01845 | |
| | DRAWN BY TJC | 10/10/01 | | CATEGORY |
| | CHECKED BY TJC | 10/12/01 | | TELECOM/MODULAR |
| | APPROVED BY CM | 10/12/01 | | PRODUCT DESCRIPTION |
| PROJECTION | CONFIGURATION DETAILS OF UNDIMENSIONED FEATURES MAY VARY | SCALE: NONE | PANEL MNT COUPLER 6X6 STRAIGHT FSCM NO. 43321 DWG. NO. TDG1026A-6C SHEET 1 OF 1 | |