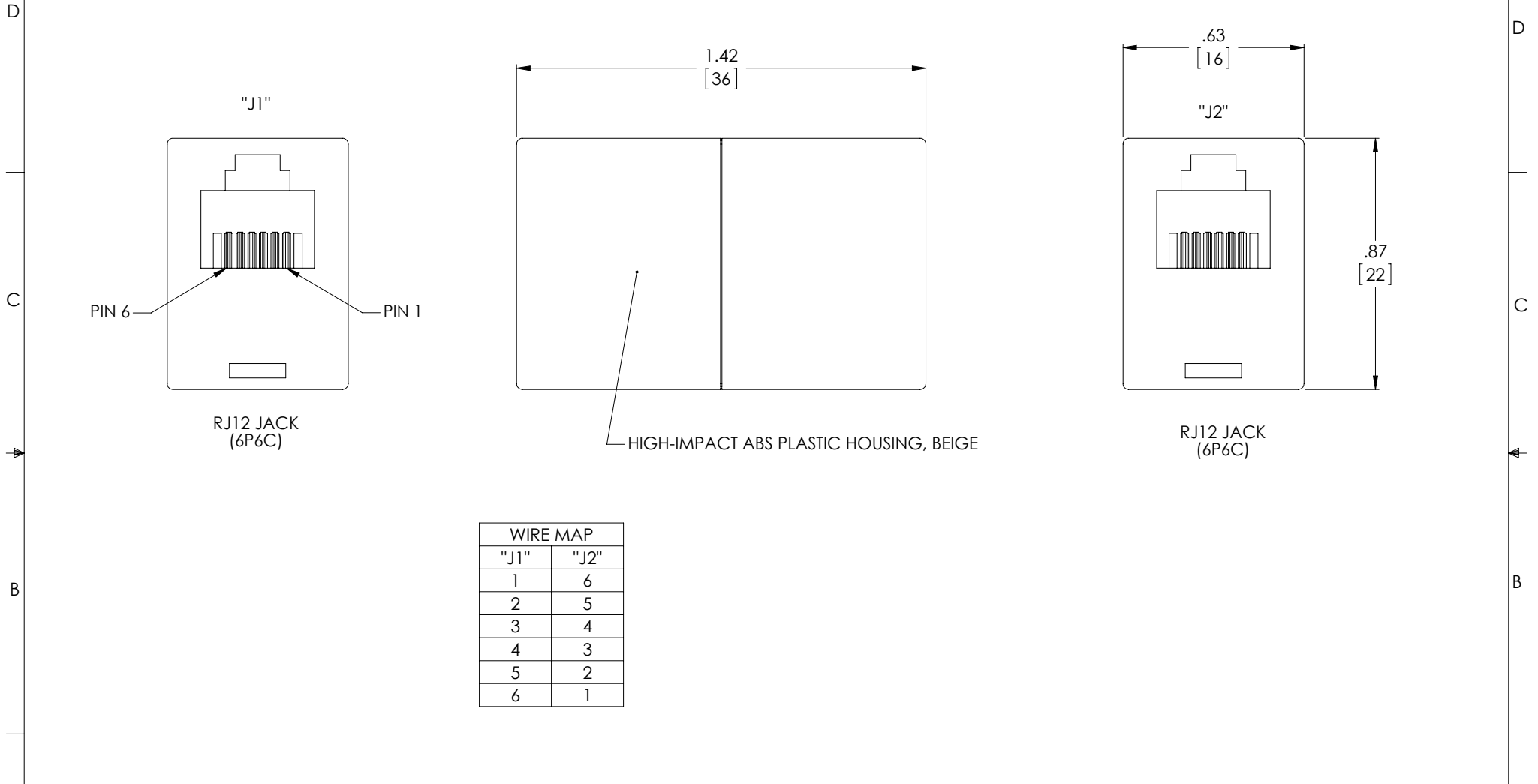


THE INFORMATION CONTAINED IN THIS DRAWING IS THE SOLE PROPERTY OF L-COM, INC. ANY REPRODUCTION IN PART OR WHOLE WITHOUT THE WRITTEN PERMISSION OF L-COM, INC. IS PROHIBITED.

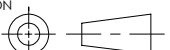

REVISIONS			
REV	DESCRIPTION	DATE	APPROVED
A	DRAWING REPLACES TDG1026-6R-OD1 AT REV A	11/13/14	D. CASTRO
.	.	.	.
.	.	.	.
.	.	.	.



NOTES:

1. CROSS WIRED.
2. UL94V-0 FLAMMABILITY RATING.
3. JACK PIN PLATING: 15 MICROINCHES GOLD OVER NICKEL.
4. COMPONENT SHALL BE TESTED FOR CONTINUITY.
5. COMPONENT SHALL BE INDIVIDUALLY PACKAGED IN ACCORDANCE WITH L-COM SPECIFICATION PS-0031.

REGULATORY COMPLIANCE:
CE2011/65/EU(RoHS DIRECTIVE)

<p>UNLESS OTHERWISE SPECIFIED, DIMENSIONS ARE IN INCHES [mm]</p> <p>OVERALL CABLE LENGTH TOLERANCE: ≤ 12 [305] = +1 [25] / -0 >12 [305] ≤ 60 [1524] = +2 [51] / -0 >60 [1524] ≤ 120 [3048] = +4 [102] / -0 >120 [3048] ≤ 300 [7620] = +6 [152] / -0 >300 [7620] = +5% / -0%</p> <p>ALL OTHER DIMENSIONAL TOLERANCES: .X = $\pm .2$ [5.08] .XX = $\pm .02$ [51] .XXX = $\pm .005$ [13]</p> <p>PROJECTION </p>	<p>APPROVALS</p> <p>DRAWN BY TJC</p> <p>CHECKED BY DFP</p> <p>APPROVED BY RC</p>	<p>DATE</p> <p>10/2/01</p> <p>10/4/01</p> <p>10/9/01</p>	 <p>45 BEECHWOOD DRIVE NORTH ANDOVER, MA 01845</p>		
	<p>CONFIGURATION DETAILS OF UNDIMENSIONED FEATURES MAY VARY</p> <p>COLOR VARIATIONS MAY OCCUR</p>		<p>CATEGORY</p> <p style="text-align: center; font-size: 1.2em;">TELECOM/MODULAR</p> <p>PRODUCT DESCRIPTION</p> <p style="text-align: center; font-size: 1.2em;">MODULAR COUPLER 6X6 CROSSED</p>		
<p>SCALE: NONE</p>		<p>SIZE</p> <p style="font-size: 1.2em; font-weight: bold;">A</p>	<p>FSCM NO.</p> <p style="font-size: 1.2em; font-weight: bold;">43321</p>	<p>DWG. NO.</p> <p style="font-size: 1.2em; font-weight: bold;">TDG1026-6R</p>	<p>REV.</p> <p style="font-size: 1.2em; font-weight: bold;">A</p>
<p>CAD FILE: TDG1026-6R.SLDDRW</p>			<p>SHEET 1 OF 1</p>		