

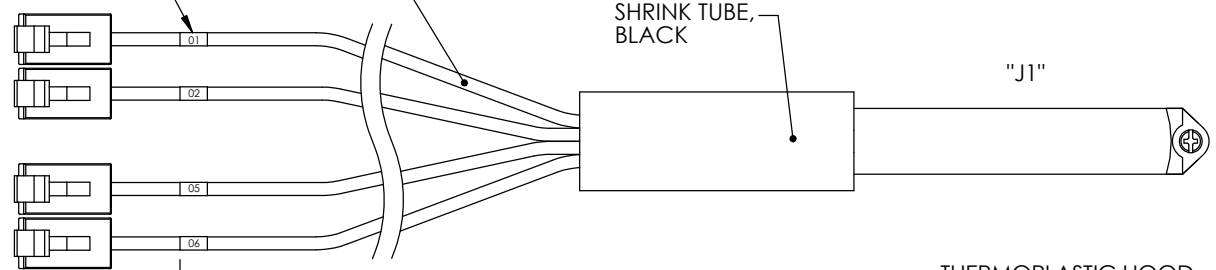
THE INFORMATION CONTAINED IN THIS DRAWING IS THE SOLE PROPERTY OF L-COM, INC. ANY REPRODUCTION IN PART OR WHOLE WITHOUT THE WRITTEN PERMISSION OF L-COM, INC. IS PROHIBITED.

REVISIONS			
REV	DESCRIPTION	DATE	APPROVED
E	ECN 6866: CN RELEASE, UPDATED MOLDS, FORMAT, AND PACKAGING	6/4/13	D_DESJARDIN
F	ECN 6932: CHANGED MODULAR AND 50PIN CONNECTORS TO 15 μINCHES GOLD	6/28/13	D_DESJARDIN

6X, UL LISTED, 4 TWISTED PAIRS, CATEGORY 5 CABLE  
24 AWG STRANDED BARE COPPER CONDUCTORS  
JACKET: PVC, GRAY (PANTONE 424C)

6X, LINE NUMBER IDENTIFIER BAND

"P1"  
"P2"  
-  
-  
"P5"  
"P6"



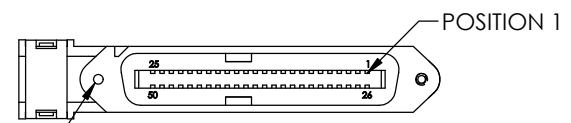
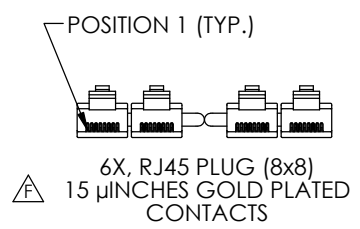
SHRINK TUBE,  
BLACK

"J1"

THERMOPLASTIC HOOD,  
BLACK

#4-40 UNC-2A  
SCREW

36.0±3.6  
[914±91]



#4-40 UNC-2B  
FEMALE 50-POSITION  
TELCO CONNECTOR  
15 μINCHES GOLD PLATED  
CONTACTS

**NOTES:**

1. CABLE ASSEMBLY SHALL BE TESTED FOR CONTINUITY.
2. CABLE ASSEMBLY SHALL BE INDIVIDUALLY PACKAGED IN ACCORDANCE WITH L-COM SPECIFICATION PS-0031.

**REGULATORY COMPLIANCE:**  
ROHS, CE

WIRING MAP											
RJ45	PIN	PAIR	"J1"	RJ45	PIN	PAIR	"J1"	RJ45	PIN	PAIR	"J1"
"P1"	1	PAIR 1	4	"P3"	1	PAIR 1	12	"P5"	1	PAIR 1	20
	2		28		2		36		2		44
	3	PAIR 2	27		3	PAIR 2	35		3	PAIR 2	43
	4		1		4		9		4		17
	5	PAIR 3	26		5	PAIR 3	34		5	PAIR 3	42
	6		2		6		10		6		18
	7	PAIR 4	3		7	PAIR 4	11		7	PAIR 4	19
	8		29		8		37		8		45
"P2"	1	PAIR 1	8	"P4"	1	PAIR 1	16	"P6"	1	PAIR 1	24
	2		32		2		40		2		48
	3	PAIR 2	31		3	PAIR 2	39		3	PAIR 2	47
	4		5		4		13		4		21
	5	PAIR 3	30		5	PAIR 3	38		5	PAIR 3	46
	6		6		6		14		6		22
	7	PAIR 4	7		7	PAIR 4	15		7	PAIR 4	23
	8		33		8		41		8		49

NO CONNECTION TO PINS 25 AND 50 ON "J1" (TELCO CONNECTOR)

UNLESS OTHERWISE SPECIFIED, DIMENSIONS ARE IN INCHES [mm] OVERALL CABLE LENGTH TOLERANCE: ≤12 [305] = +1 [25] / -0 >12 [305] ≤60 [1524] = +2 [51] / -0 >60 [1524] ≤120 [3048] = +4 [102] / -0 >120 [3048] ≤300 [7620] = +6 [152] / -0 >300 [7620] = +5% / -0% ALL OTHER DIMENSIONAL TOLERANCES: .X = ±.2 [5.08] .XX = ±.02 [51] .XXX = ±.005 [1.27]	APPROVALS DRAWN BY MCCORMICK CHECKED BY D.PARHAM APPROVED BY R CARRICK	DATE 03/05/02 03/05/02 03/05/02	45 BEECHWOOD DRIVE NORTH ANDOVER, MA 01845
	CONFIGURATION DETAILS OF UNDIMENSIONED FEATURES MAY VARY		CATEGORY TELECOM/MODULAR
	PROJECTION 		PRODUCT DESCRIPTION CABLE CAT 3 CN50F/6 (8X8)
	COLOR VARIATIONS MAY OCCUR	SIZE <b>A</b>	FSCM NO. <b>43321</b>

SCALE: NONE | CAD FILE: TDC50F88.SLDDRW | SHEET 1 OF 1