

6

5

4

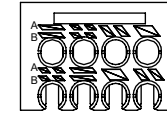
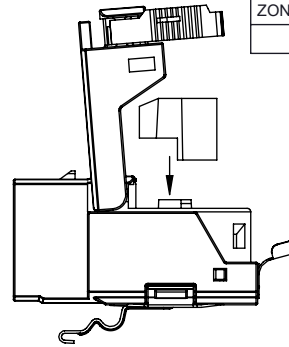
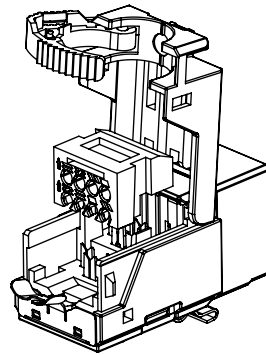
3

2

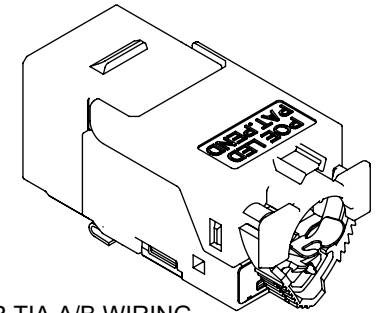
1

REVISION

ZONE	REV	DESCRIPTION	DATE	CHANGED BY	APPROVED
	A	INITIAL RELEASE	02/09/2026	TDUFRENE	DGUST



COLOR CODE FOR TIA A/B WIRING



NOTES:

1. SPECIFICATION:
 QUALIFIED SCREENED CLASS E / CAT6A PERMANENT LINK & CHANNEL.
 TIA-568.2-D.
 IEC 60603-7-51.
 ISO/IEC 11801 2.2 EDITION.
 CENELEC EN 50173-1.

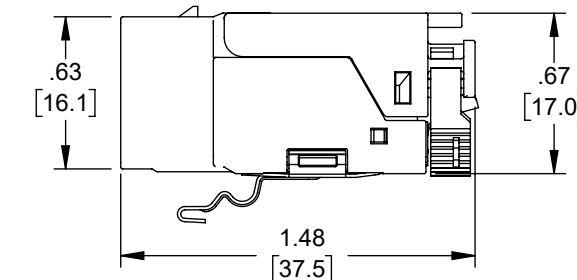
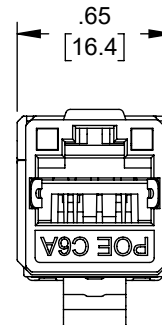
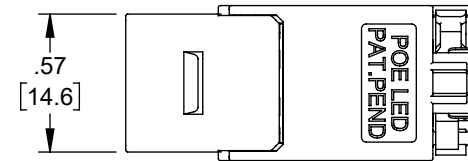
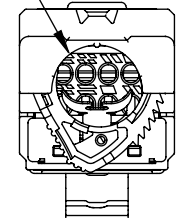
2. ELECTRICAL:
 INSULATION RESISTANCE: 500MOhm MIN.
 CONTACT RESISTANCE 20mOhm MAX.

3. MECHANICAL:
 PLUG INSERTION LIFE: 750 CYCLES MINIMUM.
 PLUG RETENTION FORCE: 20lbs MINIMUM.
 TEMPERATURE: -40° TO 150°F (-40° TO 68°C).

4. PHYSICAL:
 HOUSING & CAP BUNDLE: ZINC ALLOY DIE-CASTING.
 PCB HOLDER & WIRE MANAGER & IDC HOLDER:
 HIGH IMPACT FLAME RETARDANT PLASTIC.
 SHIELDING: 0.20t PHOSPHOR BRONZE NICKEL PLATING.
 LATCH: SUS 301.
 PCB: FR4, 1.6mm THICKNESS.
 JACK WIRE:
 PHOSPHOR BRONZE.
 GOLD OVER NICKEL PLATING.
 CONNECTOR:
 INSULATION DISPLACEMENT CONNECTOR.
 (IDC) ACCEPT #22~26AWG SOLID WIRE AND STRANDED WIRE.
 CABLE ENTRANCE DIAMETER .19~.33 [5.0~8.5] (MAX).

REGULATORY COMPLIANCE:
 EU RoHS DIRECTIVE (MOST RECENT RELEASED VERSION).

THE INFORMATION CONTAINED IN THIS DRAWING IS THE SOLE PROPERTY OF INFINITE ELECTRONICS, INC. ANY REPRODUCTION IN PART OR WHOLE WITHOUT THE WRITTEN PERMISSION OF INFINITE ELECTRONICS, INC. IS PROHIBITED. THESE COMMODITIES, TECHNOLOGY OR SOFTWARE WERE EXPORTED FROM THE UNITED STATES IN ACCORDANCE WITH THE EXPORT ADMINISTRATION REGULATIONS. DIVERSION CONTRARY TO U.S. LAW PROHIBITED.

CABLE ENTRANCE DIAMETER
(SEE NOTE 4)

UNLESS OTHERWISE SPECIFIED
 LEADING DIMENSIONS ARE INCHES
 DIMENSIONS IN [] ARE MILLIMETERS

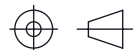
TOLERANCES:
 .X = ±.2 [5] FRACTIONS
 .XX = ±.02 [0.5] ± 1/32
 .XXX = ±.005 [0.13] ANGLES ± 1°

CABLE LENGTH TOLERANCES:
 ≤12 [305] = +1 [25] / -0
 >12 [305] ≤ 60 [1524] = +2 [51] / -0
 >60 [1524] ≤ 120 [3048] = +4 [102] / -0
 >120 [3048] ≤ 300 [7620] = +6 [152] / -0
 >300 [7620] = +5% / -0

ALL DIMENSIONS ARE FOR REFERENCE ONLY
 AND SUBJECT TO CHANGE WITHOUT NOTICE.
 UN-DIMENSIONED/NON-CRITICAL FEATURES
 MAY VARY IN SIZE AND LOCATION
 COLORS MAY VARY

L-com
 an INFINIT® brand

Website: www.L-com.com
 Phone: 1.800.341.5266 | 1.978.682.6936



INTERPRET ALL DIMENSIONS AND
 TOLERANCES PER ASME Y14.5

SCALE SHEET
 NONE 1 OF 1

DESCRIPTION

POE LIGHT JACK, C6A SHIELDED TL-KS

SIZE	CAGE CODE	DRAWN BY	ITEM NO.	REV
A	43321	TDUFRENE	RJTL6AS-LEDPOE	A

6

5

4

3

2

1