





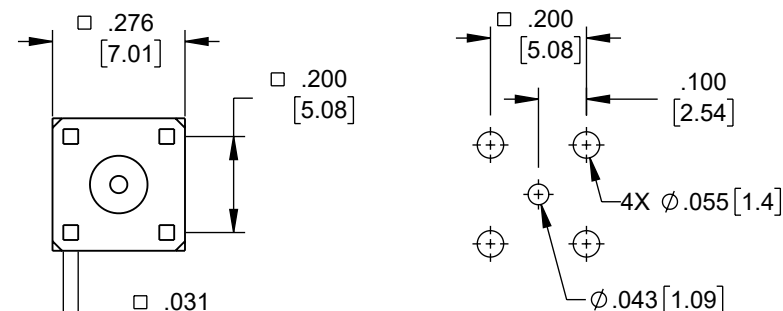
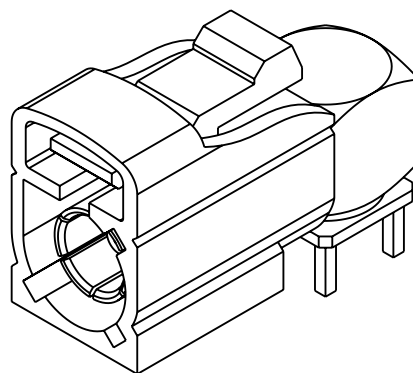
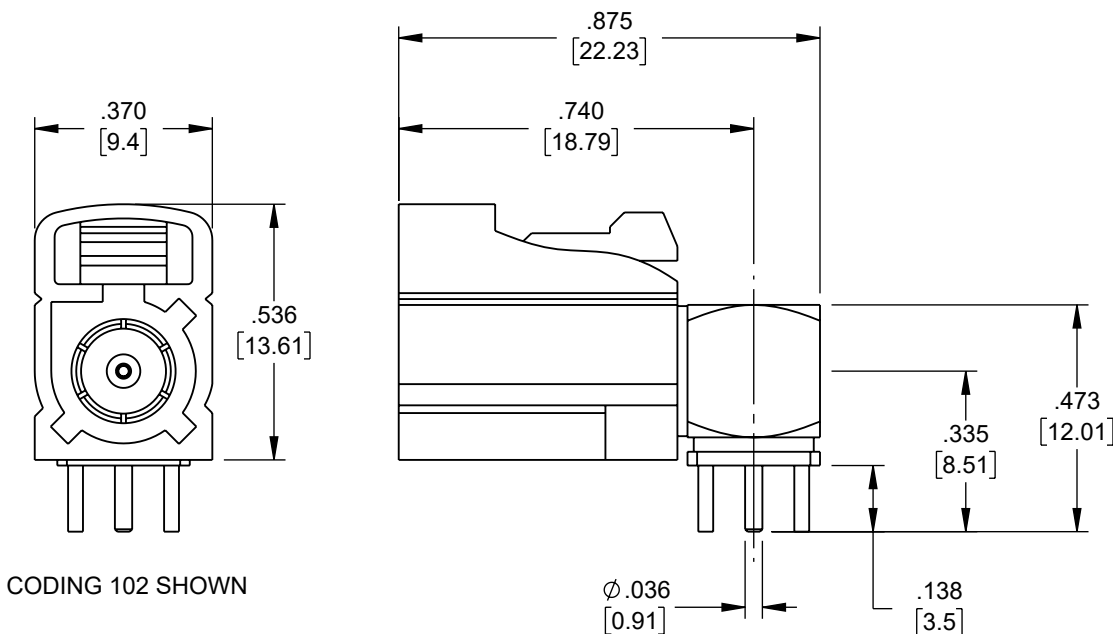


THE INFORMATION CONTAINED IN THIS DRAWING IS THE SOLE
PROPERTY OF L-COM, INC. ANY REPRODUCTION IN PART OR WHOLE
WITHOUT THE WRITTEN PERMISSION OF L-COM, INC. IS PROHIBITED.

REVISION					
ZONE	REV	DESCRIPTION	DATE	CHANGED BY	APPROVED
	A	INITIAL RELEASE	02/27/2023	SREITER	AGANWANI

CODING	JACK	COLOR
97		BLACK
98		WHITE
99		BLUE
100		VIOLET
101		BEIGE
102		WATER BLUE

RECOMMENDED
MTG HOLE PATTERN

NOTES:

ELECTRICAL DATA:

1. IMPEDANCE: 50Ω
2. FREQUENCY RANGE: 4GHz

MECHANICAL:

- MECHANICAL:
1. BODY: PLASTIC
 2. CONTACT: PHOSPHOR BRONZE, GOLD PLATED
 3. INSULATION: PTFE

ALL DIMENSIONS FOR REFERENCE ONLY.

REGULATORY COMPLIANCE:

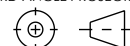
EU RoHS DIRECTIVE (MOST RECENT RELEASED VERSION)

UNLESS OTHERWISE SPECIFIED,
DIMENSIONS ARE IN INCHES [mm]

OVERALL CABLE LENGTH TOLERANCE:
 ≤ 12 [305] = +1 [25] / -0
 >12 [305] ≤ 60 [1524] = +2 [51] / -0
 >60 [1524] ≤ 120 [3048] = +4 [102] / -0
 >120 [3048] ≤ 300 [7620] = +6 [152] / -0
 >300 [7620] = +5% / -0

ALL OTHER DIMENSIONAL TOLERANCES	
.X = $\pm .2$ [5]	FRACTIONS
.XX = $\pm .02$ [.5]	$\pm 1/32$
.XXX = $\pm .005$ [.13]	ANGLES $\pm 1^\circ$

THIRD-ANGLE PROJECTION



APPROVALS

DATE

SREITER

02/27/2023

<p>CHECKED BY _____</p>

--	--

DWANG

03/29/2023

CONFIGURATION DETAILS OF
UNDIMENSIONED FEATURES
MAY VARY

COLOR VARIATIONS
MAY OCCUR

L-com
an INFINITI® brand

50 High Street, West Mill,
North Andover, MA 01845 USA.
Phone: 1.800.341.5266
1.978.682.6936

CATEGORY

PCB CONNECTOR

PRODUCT DESCRIPTION

FAKRA JACK RIGHT ANGLE CONNECTOR SOLDER ATTACHMENT
THRU HOLE PCB, WATER BLUE COLOR

SIZE	A
------	---

CAGE CODE	43321
-----------	-------

ITEM NO.	DESCRIPTION	QTY	UNIT	PRICE	TOTAL
1
2
3
4
5
6
7
8
9
10
11
12
13
14
15
16
17
18
19
20
21
22
23
24
25
26
27
28
29
30
31
32
33
34
35
36
37
38
39
40
41
42
43
44
45
46
47
48
49
50
51
52
53
54
55
56
57
58
59
60
61
62
63
64
65
66
67
68
69
70
71
72
73
74
75
76
77
78
79
80
81
82
83
84
85
86
87
88
89
90	

RFPCB-FAKRA-FR-4G102

REV.	A
------	---

7A	10
SCALE: NONE	

CAD FILE: PERCB.FAKRA.FR_4G103.SLDDRW

SHEET 1 OF 1