





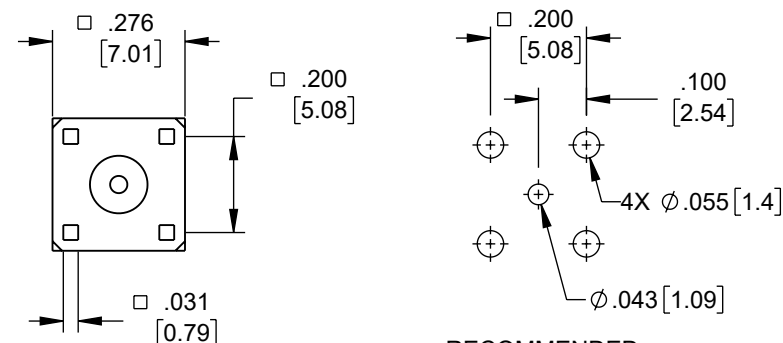
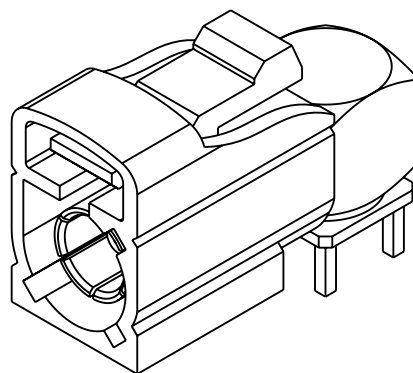
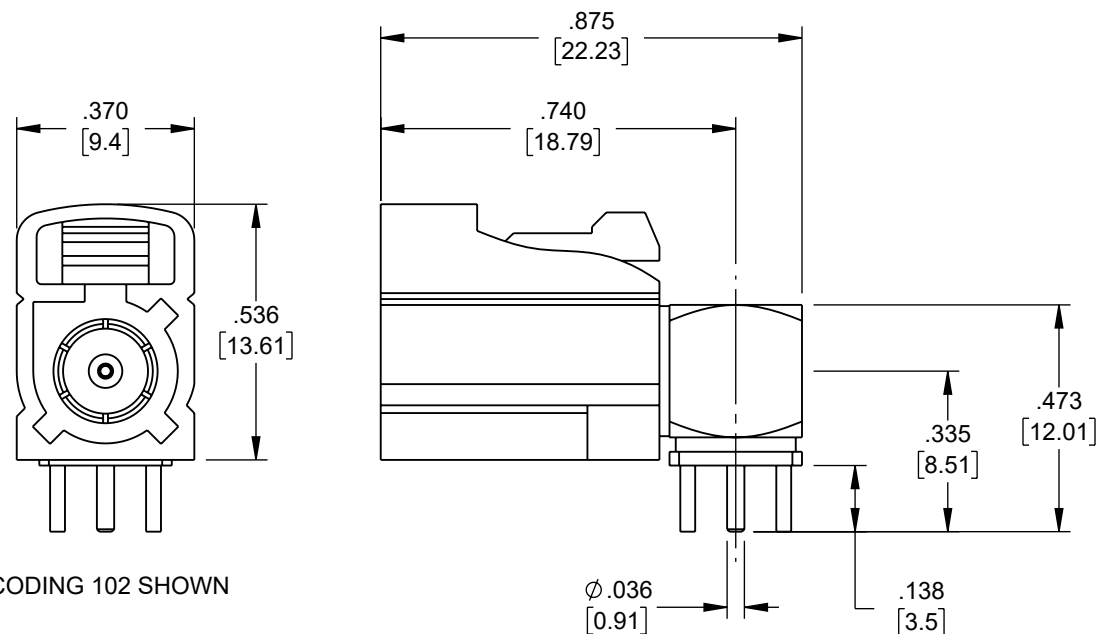


THE INFORMATION CONTAINED IN THIS DRAWING IS THE SOLE
PROPERTY OF L-COM, INC. ANY REPRODUCTION IN PART OR WHOLE
WITHOUT THE WRITTEN PERMISSION OF L-COM, INC. IS PROHIBITED.

REVISION					
ZONE	REV	DESCRIPTION	DATE	CHANGED BY	APPROVED
	A	INITIAL RELEASE	02/27/2023	SREITER	AGANWANI

CODING	JACK	COLOR
97		BLACK
98		WHITE
99		BLUE
100		VIOLET
101		BEIGE
102		WATER BLUE

RECOMMENDED
MTG HOLE PATTERN

NOTES:

ELECTRICAL DATA:

1. IMPEDANCE: 50Ω
2. FREQUENCY RANGE: 4GHz

MECHANICAL:

- MECHANICAL:
1. BODY: PLASTIC
 2. CONTACT: PHOSPHOR BRONZE, GOLD PLATED
 3. INSULATION: PTFE

ALL DIMENSIONS FOR REFERENCE ONLY.

REGULATORY COMPLIANCE:

EU RoHS DIRECTIVE (MOST RECENT RELEASED VERSION)

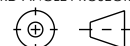
UNLESS OTHERWISE SPECIFIED,
DIMENSIONS ARE IN INCHES [mm]

OVERALL CABLE LENGTH TOLERANCE

≤12 [305]	= +1 [25] / -0
>12 [305] ≤60 [1524]	= +2 [51] / -0
>60 [1524] ≤120 [3048]	= +4 [102] / -0
>120 [3048] ≤300 [7620]	= +6 [152] / -0
>300 [7620]	= +5% / -0

ALL OTHER DIMENSIONAL TOLERANCES	
.X = $\pm .2$ [5]	FRACTIONS
.XX = $\pm .02$ [.5]	$\pm 1/32$
.XXX = $\pm .005$ [.13]	ANGLES $\pm 1^\circ$

THIRD-ANGLE PROJECTION



APPROVALS

DATE _____

DRAWN BY

	02/27/2023
--	------------

CHECKED BY _____

	03/29/2023
--	------------

APPROVED

	03/29/2023
--	------------

CONFIGURATION DETAILS OF
UNDIMENSIONED FEATURES
MAY VARY

COLOR VARIATIONS
MAY OCCUR

L-com
an INFINIT® brand

50 High Street, West Mill,
North Andover, MA 01845 USA.
Phone: 1.800.341.5266
1.978.682.6936

CATEGORY

PCB CONNECTOR

	PRODUCT DESCRIPTION
--	---------------------

FAKRA JACK RIGHT ANGLE CONNECTOR SOLDER ATTACHMENT
THRU HOLE PCB. BEIGE COLOR

SIZE	A
------	---

CAGE CODE	43321
-----------	-------

ITEM NO.	RFPCB-FAKRA-FR-4G101
----------	----------------------

REV.	A
------	---

SCALE: NONE

CAD FILE: RFPCB-FAKRA-FR-4G101.SLDDRW

SHEET 1 OF 1