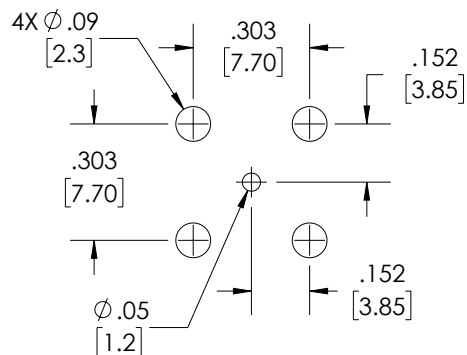
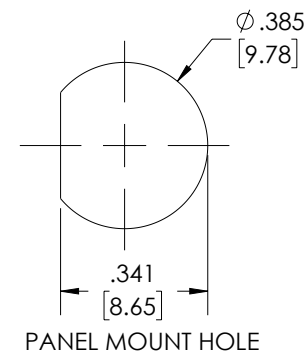
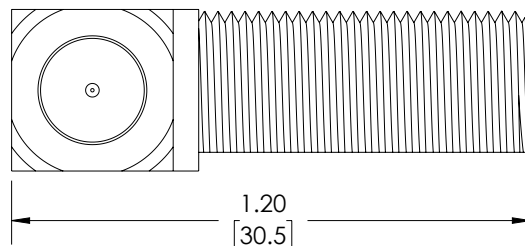
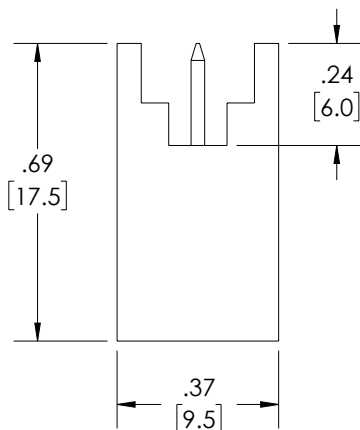


THE INFORMATION CONTAINED IN THIS DRAWING IS THE SOLE
PROPERTY OF L-COM, INC. ANY REPRODUCTION IN PART OR WHOLE
WITHOUT THE WRITTEN PERMISSION OF L-COM, INC. IS PROHIBITED.

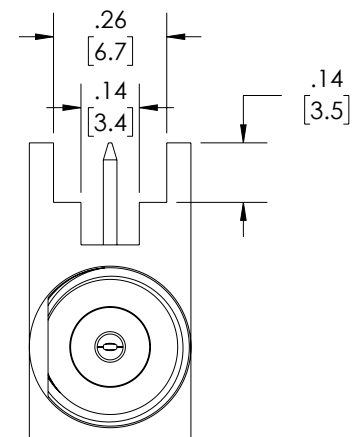
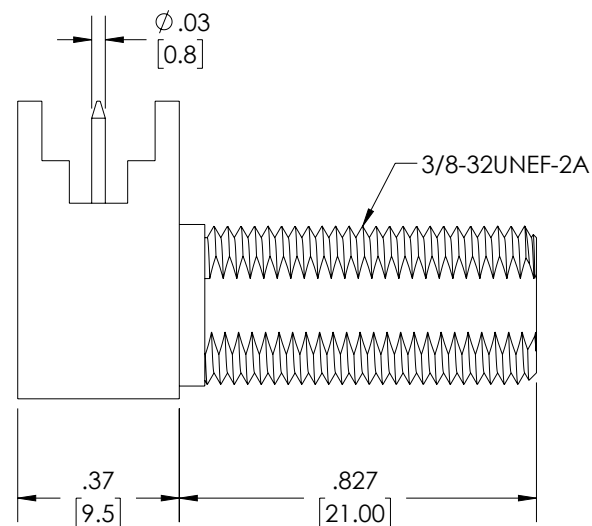
REVISION				
ZONE	REV.	DESCRIPTION	DATE	CHANGED BY
	A	INITIAL RELEASE	03/21/2023	BPUCHASKI
				AGANWANI



RECOMMENDED PCB
MOUNTING HOLES



PANEL MOUNT HOLE



NOTES:


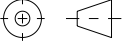
MATERIAL & FINISH

1. BODY: BRASS, NICKEL PLATED
2. CENTER CONTACTS: PHOSPHOR BRONZE, GOLD PLATED
3. INSULATORS: PTFE
4. GASKET: SILICON, BLACK
5. HOUSING: BRASS, TIN

COMPONENT SHALL BE INDIVIDUALLY PACKAGED IN
ACCORDANCE WITH L-COM SPECIFICATION PS-0031.

REGULATORY COMPLIANCE:

EU RoHS DIRECTIVE (MOST RECENT RELATED VERSION)

UNLESS OTHERWISE SPECIFIED, DIMENSIONS ARE IN INCHES [mm] OVERALL CABLE LENGTH TOLERANCE: ≤12 [305] = +1 [25] / -0 >12 [305] ≤60 [1524] = +2 [51] / -0 >60 [1524] ≤120 [3048] = +4 [102] / -0 >120 [3048] ≤300 [7620] = +6 [152] / -0 >300 [7620] = +5% / -0 ALL OTHER DIMENSIONAL TOLERANCES: .X = ± .2 [5] FRACTIONS ± 1/32 .XX = ± .02 [5] ANGLES ± 1° .XXX = ± .005 [13]	APPROVALS	DATE	 an INFINITI® brand		50 High Street, West Mill, North Andover, MA 01845 USA. Phone: 1.800.341.5266 1.978.682.6936	
	DRAWN BY BPUCHASKI	03/21/2023				
	CHECKED BY DFRISIELLO	03/21/2023	CATEGORY		RF INTERCONNECTS	
	APPROVED BY AGANWANI	03/21/2023	PRODUCT DESCRIPTION		RF PCB Connector, F Female right angle	
THIRD-ANGLE PROJECTION 	CONFIGURATION DETAILS OF UNDIMENSIONED FEATURES MAY VARY		SIZE A	CAGE CODE 43321	ITEM NO. RFPB-F-F-R-2G-9	REV. A
	COLOR VARIATIONS MAY OCCUR		SCALE: NONE	CAD FILE: RFPB-F-F-R-2G-9.SLDDRW		SHEET 1 OF 1